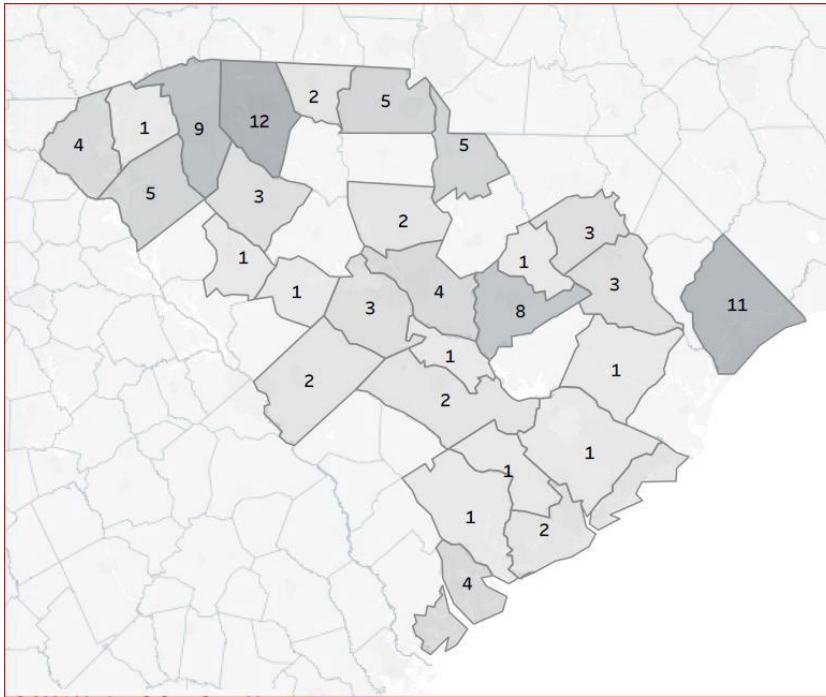


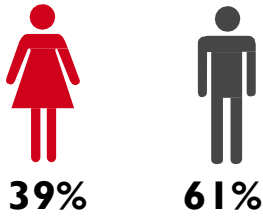
2023 South Carolina Fire Fatalities



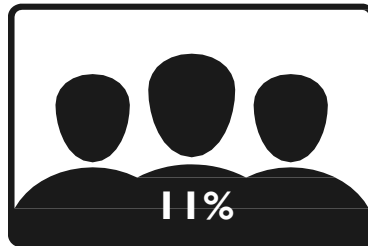
98
Fire Fatalities

84
Fatal Fires

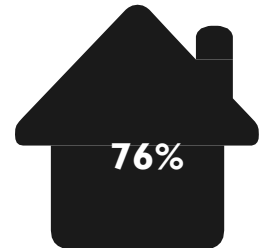
Gender



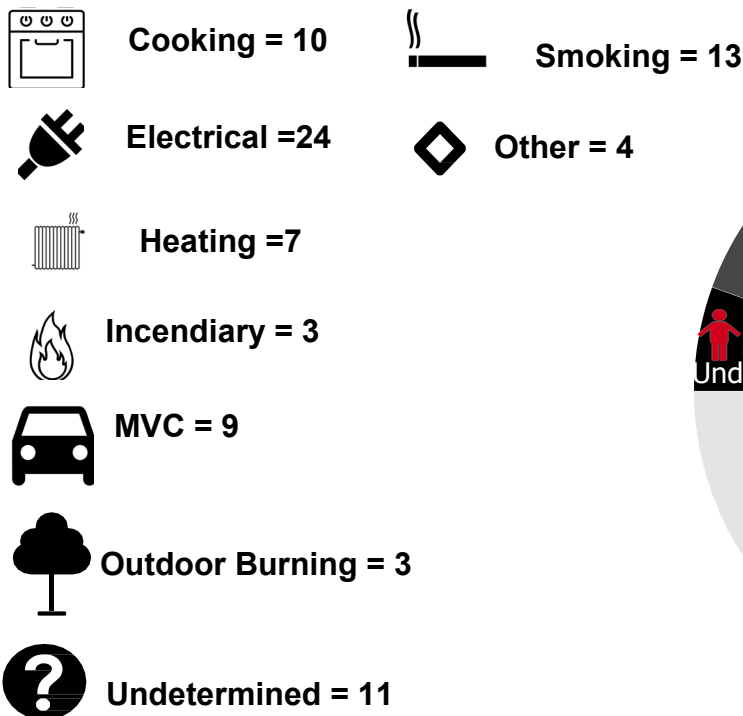
Multiple Fatality Fires



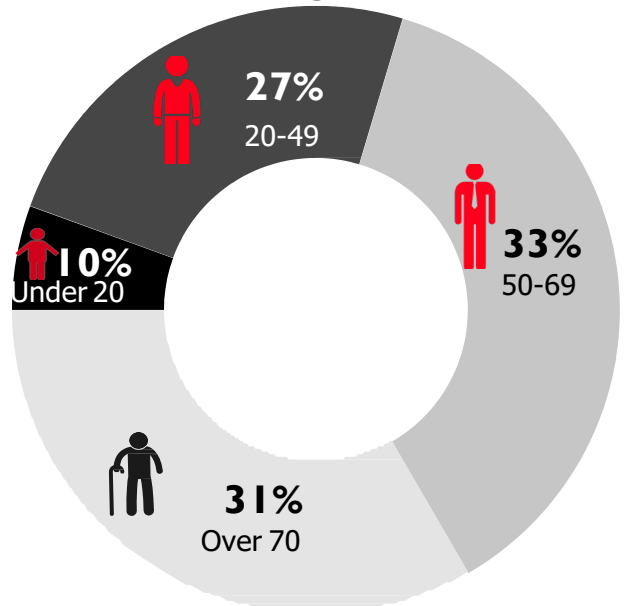
Fatal Fires in Homes



Most Probable Cause of Fire Incidents



Age



Data contained in this report or on this site is collected, compiled, and reported for research and educational purposes only. The contents of any report or data herein is not intended to be used as a definitive conclusion related to a fire's origin and cause or a decedent's manner of death. Therefore, data contained in this report or on this site does not replace nor supersede investigative reports for origin and cause or manner of death.

January 2023
2 Multiple Fatality Incidents

Date	County	Occupancy	Gender	Age	Race
1/8	York	RV	Male	64	White
1/14	Horry	Single Family Dwelling	Female	72	White
1/15	Sumter	RV	Male	50	White
1/15	Spartanburg	Vehicle	Female	61	White
1/24	Aiken	Single Family Dwelling	Female	64	Black
			Female	34	Black
1/27	Pickens	Single Family Dwelling	Male	81	White
1/30	Horry	Single Family Dwelling	Female	21	White
			Male	23	White

February 2023

Date	County	Occupancy	Gender	Age	Race
2/1	Anderson	Mobile Home	Female	75	White
2/4	Greenville	Vehicle	Male	43	Black
2/19	Horry	Mobile Home	Male	45	White
2/27	Greenville	Single Family Dwelling	Female	73	White

March 2023

Date	County	Occupancy	Gender	Age	Race
3/2	York	Open Area	Male	55	Male
3/3	Lancaster	Mobile Home	Male	47	Black
3/9	Sumter	Mobile Home	Male	75	Black
3/11	Greenville	Apartment	Female	57	White
3/16	Darlington	Single Family Dwelling	Female	84	Black
3/21	Richland	Single Family Dwelling	Male	96	Black
3/21	Richland	Vehicle	Male	39	White
3/23	Anderson	Open Area	Male	70	White
3/29	Richland	Single Family Dwelling	Male	82	White
3/29	Greenville	Single Family Dwelling	Male	57	White

April 2023

Date	County	Occupancy	Gender	Age	Race
4/2	Lancaster	Vehicle	Male	58	White
4/5	Richland	Apartment	Male	6	Black
4/11	Anderson	Outbuilding	Male	69	Black
4/13	Berkeley	Open Area	Female	65	White
4/25	Greenville	Mobile Home	Female	66	Black

May 2023

Date	County	Occupancy	Gender	Age	Race
5/15	Greenwood	Vehicle	Female	25	White
5/19	Beaufort	Single Family Dwelling	Male	91	White
5/21	Laurens	Mobile Home	Male	61	Black
5/25	Darlington	Single Family Dwelling	Female	77	Black

June 2023

1 Multiple Fatality Incident

Date	County	Occupancy	Gender	Age	Race
6/1	Lancaster	Single Family Dwelling	Female	75	White
6/11	Lancaster	Single Family Dwelling	Male	51	White
6/22	Spartanburg	Single Family Dwelling	Male	79	White
6/24	Greenville	Mobile Home	Female	50	Black
			Male	47	Black
6/27	Orangeburg	Mobile Home	Male	76	White

July 2023

1 Multiple Fatality Incident

Date	County	Occupancy	Gender	Age	Race
7/2	Colleton	Mobile Home	Female	101	Black
7/2	Horry	Aircraft	Male	66	White
			Female	17	Black
			Male	7	Asian
			Female	32	Asian
			Female	42	Black
7/16	Florence	Mobile Home	Female	62	Black
7/23	Anderson	Mobile Home	Female	30	White
7/31	Spartanburg	Vehicle	Male	52	White

August 2023

Date	County	Occupancy	Gender	Age	Race
8/5	Lexington	Mobile Home	Female	70	White
8/20	Charleston	Single Family Dwelling	Female	64	Black
8/24	Horry	Mobile Home	Female	62	White
8/26	Spartanburg	Single Family Dwelling	Male	68	Black
8/28	Sumter	Open Area	Male	75	Black
8/29	Oconee	Single Family Dwelling	Female	74	White

September 2023

1 Multiple Fatality Incident

Date	County	Occupancy	Gender	Age	Race
9/2	Dorchester	Other	Male	33	Black
9/3	Lexington	Mobile Home	Male	65	White
9/6	Cherokee	Single Family Dwelling	Female	59	White
9/11	Williamsburg	Single Family Dwelling	Female	65	Black
9/17	Beaufort	Single Family Dwelling	Female	72	White
9/20	Spartanburg	Vehicle	Male	27	White
9/25	Spartanburg	Single Family Dwelling	Male	31	Asian
9/28	Cherokee	Vehicle	Female	40	White
9/29	Beaufort	Single Family Dwelling	Female	71	White
9/30	Spartanburg	Vehicle	Male	17	White
			Male	15	White

October 2023

2 Multiple Fatality Incident

Date	County	Occupancy	Gender	Age	Race
10/1	York	Single Family Dwelling	Male	27	Black
			Female	3	Black
			Female	2	Black
10/17	Orangeburg	Single Family Dwelling	Female	72	Black
10/20	Greenville	Duplex	Male	50	Black
10/25	Florence	Duplex	Male	47	Hispanic
			Female	36	White

November 2023

Date	County	Occupancy	Gender	Age	Race
11/04	Spartanburg	Single Family Dwelling	Male	49	White
11/06	Charleston	Open Area	Male	85	White
11/08	Sumter	Open Area	Male	87	White
11/08	Beaufort	Open Area	Male	83	Black
11/09	Saluda	Commercial Building	Male	73	White
11/11	Oconee	Single Family Dwelling	Male	61	White
11/13	Anderson	Single Family Dwelling	Male	58	White
11/16	Greenville	Single Family Dwelling	Female	49	White
11/26	Laurens	Single Family Dwelling	Female	73	White

December 2023

2 Multiple Fatality Incident

Date	County	Occupancy	Gender	Age	Race
12/3	Laurens	Single Family Dwelling	Male	52	White
12/5	Calhoun	Single Family Dwelling	Female	78	White
12/12	Lee	Mobile Home	Male	77	White
12/13	Sumter	Mobile Home	Male	23	White
			Male	26	White
			Male	52	White
12/13	Spartanburg	Mobile Home	Female	62	White
12/14	Lexington	Single Family Dwelling	Male	4	Hispanic
12/17	Spartanburg	Single Family Dwelling	Male	63	White
12/19	Fairfield	Single Family Dwelling	Male	78	Black
12/19	Spartanburg	RV	Male	70	Black
12/19	Darlington	Single Family Dwelling	Male	59	White
12/21	Sumter	Mobile Home	Male	5	Hispanic
			Male	3	Hispanic
12/30	Richland	Single Family Dwelling	Male	45	Black
12/30	Fairfield	Single Family Dwelling	Male	63	Black