
2019 ANNUAL DATA REPORT

SOUTH CAROLINA STATE NFIRS PROGRAM



INTRODUCTION

In 2019, South Carolina fire departments were called to 470,987 incidents, an 8.2 percent increase from the previous year. With mutual aid included, the number of reports increases to 504,946. More than \$173 million of property, 6,092 acres, and 72 civilian lives were lost to fires.

A Day in the South Carolina Fire Service

Today, 1,290 calls for service will be resolved by the more than 19,000 firefighters in our state. Of these calls:

- 65 will be fires,
- 128 will be false alarms, and
- 781 will be medical or rescue calls (including MVCs).
- One in every 358 fires will be fatal.

With 433 fire departments reporting data to NFIRS, we can better understand our communities' need for fire department response.

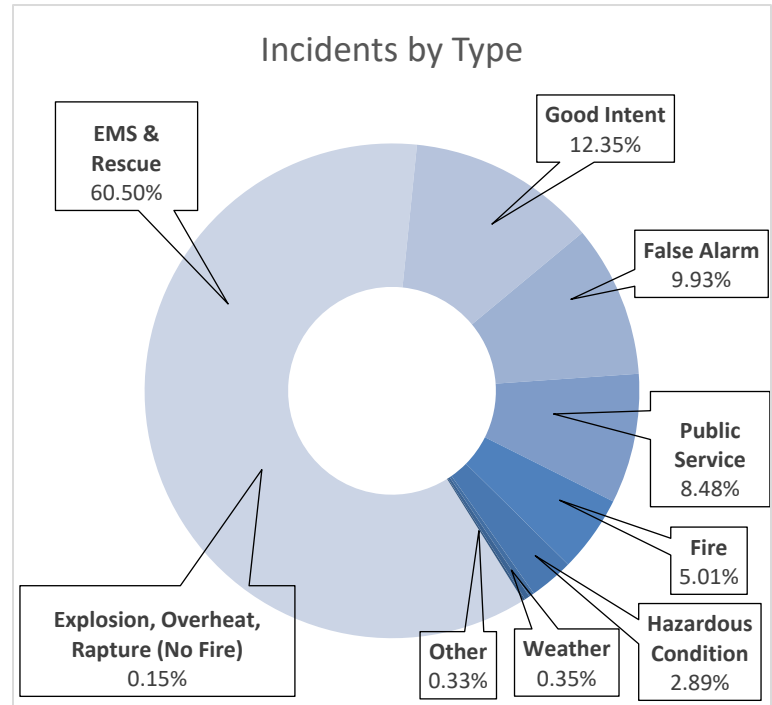
The South Carolina State NFIRS Program's mission is to serve local fire departments by providing training, analysis, account assistance, and reporting assistance in order to meet the goals set forth by the United States Fire Administration, South Carolina State Fire, and the local department. By having better quality data, fire departments can meet the safety needs of the community.

Reporting to NFIRS is required by South Carolina Code of Regulations 71-8300.5. Providing data to the State and USFA allows departments to apply for and receive grant funding, improve budget and resource allocations, recruit and retain fire service personnel, and create assessments to reduce risks in their communities. For questions about the State NFIRS Program, contact Samantha Quizon at (803) 896-1250.

Civilian fire death data is provided by the Community Loss Education and Response Team (see page 8). For information about the civilian fire death research program, contact Chief Josh Fulbright at (803) 896-9895.

STATEWIDE SUMMARY

Structure Fires	7,953
Vehicle Fires	4,299
Other Fires	11,344
Total Fire Incidents	23,596
Rescue/EMS	284,947
Other Incidents	65,795
False Alarms or No Emergency Found	53,821
Canceled en Route	42,828
Total Non-Fire Incidents	447,391
All Incidents with Mutual Aid	504,946



Top 10 Incident Types

Medical assist	103,997
EMS call	99,176
Canceled en route	38,091
MVC w/ injuries	24,789
MVC w/o injuries	21,224
Alarm system activation, no fire	14,857
EMS incident, other	12,535
Other rescue call	10,815
Assist invalid	9,481
Public service	9,332

Historical Summary of Calls

	2017	2018	2019
Fires	23,438	21,943	23,596
Non-Fire Incidents	395,292	412,604	447,391
All Incidents	418,874	435,007	470,987
All Incidents Plus Mutual Aid	422,348	470,101	504,946

AVERAGE RESPONSE FREQUENCIES

(These response rates do not include exposures or automatic/mutual aid given.)

One fire department responds every 1 minute and 7 seconds	
	One fire occurs every 22 minutes and 17 seconds
One structure fire occurs every 1 hour and 6 minutes	
	One vehicle fire occurs every 2 hours and 2 minutes
One outside or other fire occurs every 46 minutes and 20 seconds	
	One other emergency call (non-fire) occurs every 1 minute and 10 seconds
One EMS/Rescue call occurs every 1 minutes and 51 seconds	
	One false alarm occurs every 9 minutes and 46 seconds

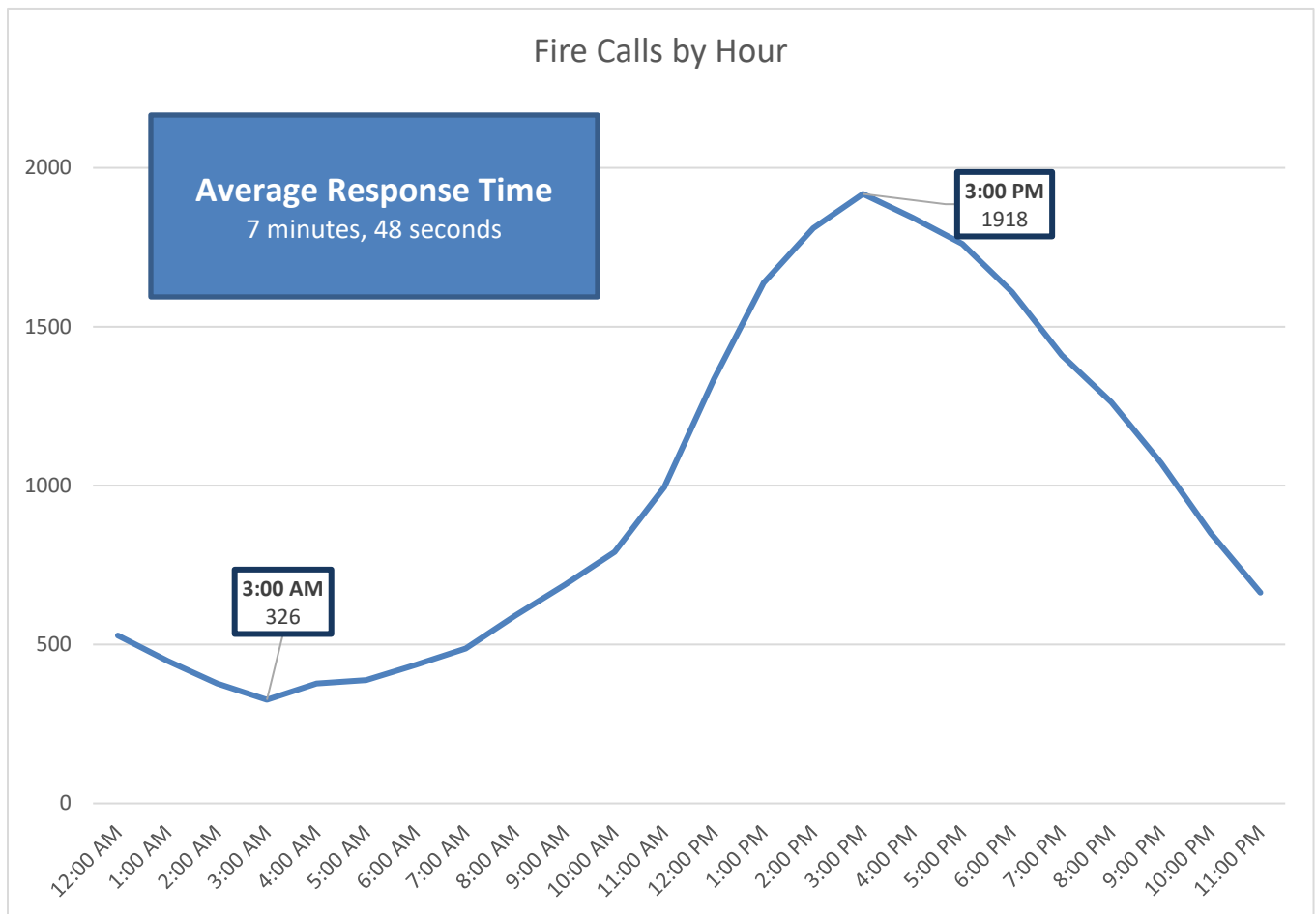


FIRE INCIDENTS

Approximately 5.0 percent of calls this year were fires of any type, including structure, vehicle, and outdoor fires. By learning about the location, frequency, and details of these fires, we can better prevent and respond.

	<i>Total</i>	<i>Civilian Deaths*</i>	<i>Civilian Injuries</i>	<i>Firefighter Injuries</i>	<i>Property Loss</i>	<i>Percentage of Fires</i>
<i>Structure</i>	7,953	63	171	115	\$120,954,549	34%
<i>Vehicle</i>	4,299	8	18	5	\$29,808,163	18%
<i>Other/ Outdoor</i>	11,344	1	15	11	\$6,860,861	48%

*Civilian deaths are calculated using CLEAR Team data. See page 8 for details.



Fire Losses Greater Than \$1 Million (Property and Content Combined)

Date	County	FD Name	Property Use	Dollar Loss (in millions)
February 24	Horry	Myrtle Beach FD	Restaurant or Cafeteria	2.2
	Jasper	Hardeeville FD	Hotel/motel, commercial	1.1
February 27	Orangeburg	Jamison VFD	Dump, sanitary landfill	6.0
March 17	Horry	Conway Fire Rescue	Warehouse	2.8
April 16	Richland	Columbia – Richland	Food and beverage sales, grocery store	2.2
April 23	Charleston	St. John's FD	1 or 2 family dwelling	1.0
April 26	Richland	Columbia – Richland	Multifamily dwelling	19.2
May 23	Charleston	Sullivans Island FD	Outside or special property, other	1.0
May 29	Darlington	Hartsville FD	Open land or field	2.0
June 23	Greenville	Greenville City FD	Construction site	2.0
July 1	Lee	Lee County FD	1 or 2 family dwelling	1.1
July 7	Greenville	Greer FD	Manufacturing, processing	2.0
July 26	Beaufort	Sheldon Township FD	1 or 2 family dwelling	2.0
August 9	Sumter	Sumter City FD	Bank	1.0
August 12	Chester	Chester City FD	1 or 2 family dwelling	1.0
October 10	Horry	North Myrtle Beach FD	Multifamily dwelling	1.1
October 12	Charleston	Mt. Pleasant FD	Multifamily dwelling	1.0
October 24	Florence	Windy Hill VFD	Manufacturing, processing	1.8
October 27	Dorchester	Dorchester County FD	1 or 2 family dwelling	1.3
December 24	Spartanburg	Cherokee Springs FD	Vehicle parking area	1.0

The day with the largest amount of
property and contents saved from fires:

March 7, 2019

(\$400 million)

The day with the largest amount of
property and contents lost in fires:

February 24, 2019

(\$3.38 million)

The most fire calls occurred on:

July 4, 2019

(182 calls)

The least fire calls occurred on:

October 30, 2019

(25 calls)

The largest amount of square feet saved in fires occurred on:

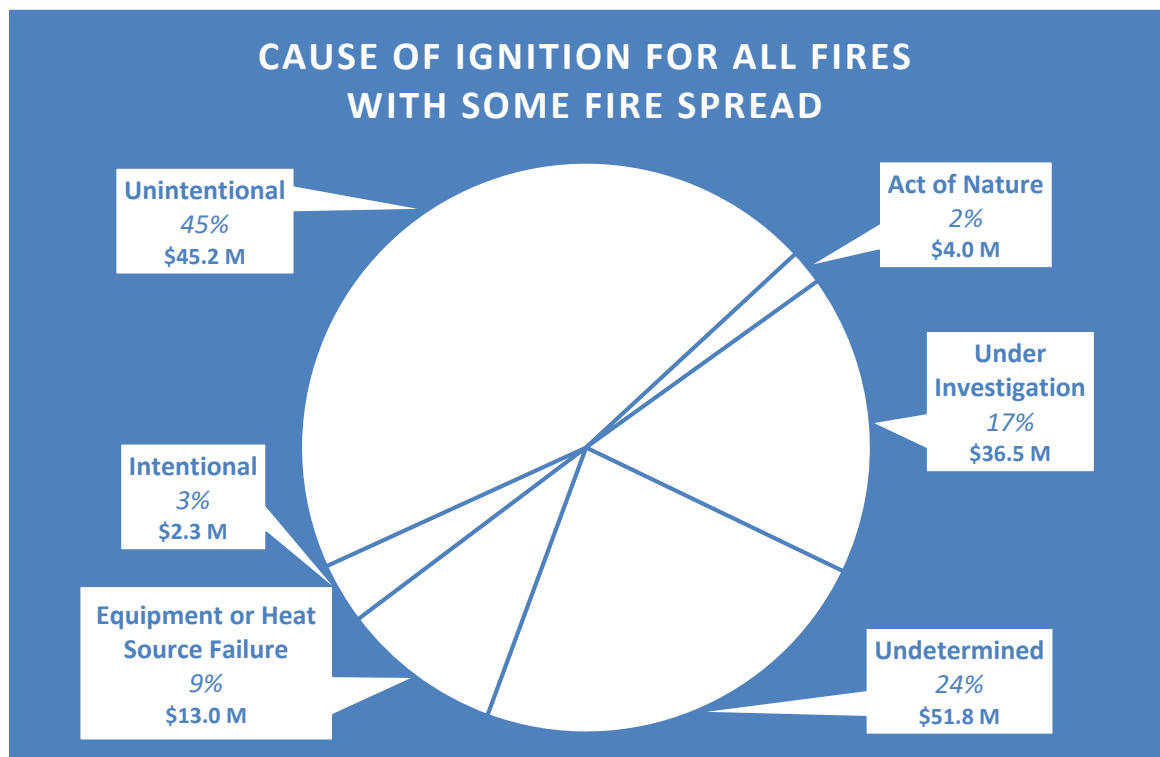
June 18, 2019

(9.077 million sq. ft)

Top 10 Items First Ignited

Undetermined	10,111
Light vegetation- not crop, including grass	2,320
Cooking materials, including edible materials	826
Electrical wire, cable insulation	730
Rubbish, trash, waste	572
Heavy vegetation- no crop, including trees	502
Organic materials, other	382
Multiple items first ignited	254
Exterior wall covering or finish	233
Items first ignited, other	231

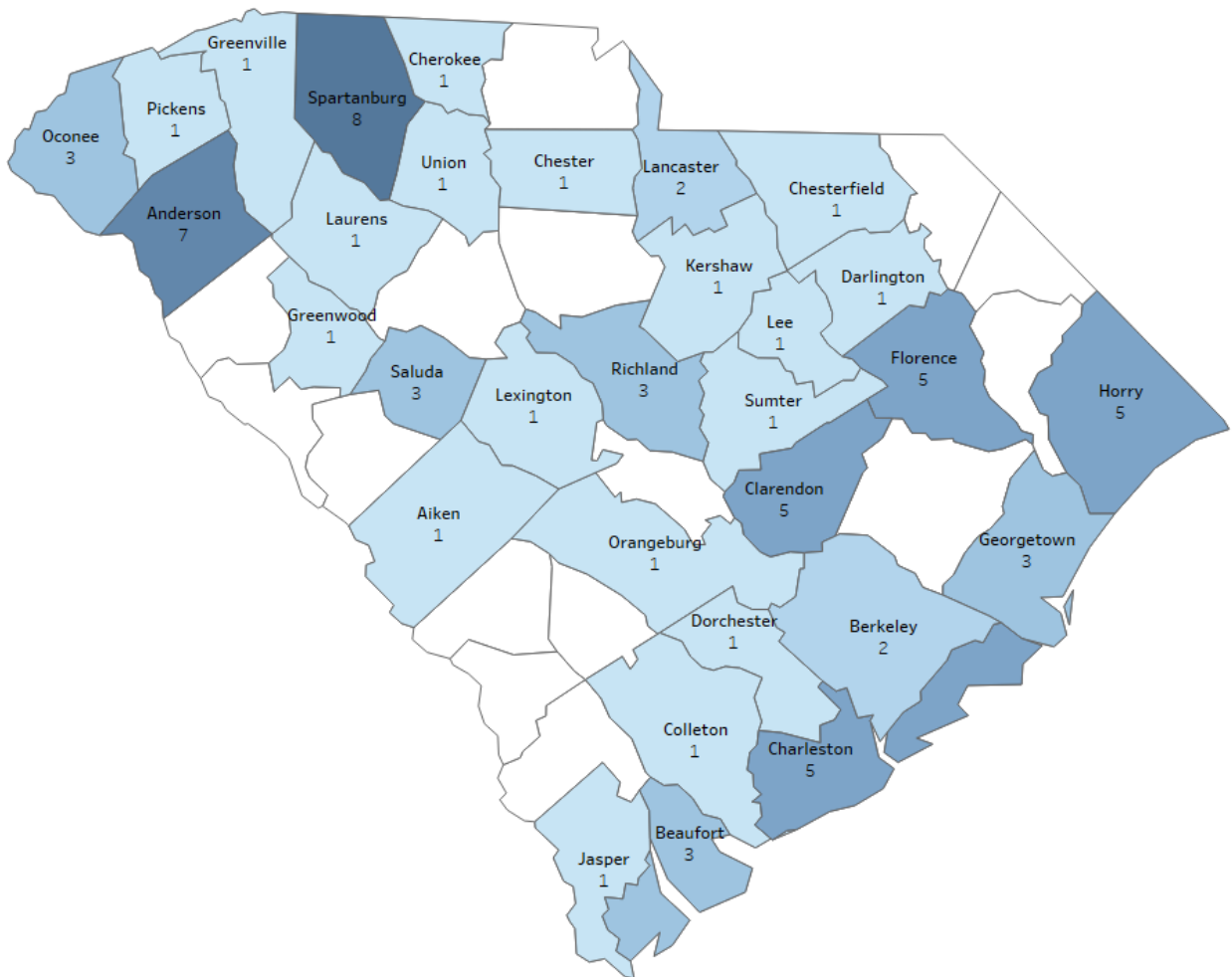
When reporting fires in NFIRS, sometimes fire department personnel do not initially know how a fire started. For 43 percent of fires in South Carolina, it is “undetermined” what first ignited. Fire prevention through education, engineering, and enforcement can result from a better understanding of the more common types of fires occurring in South Carolina.

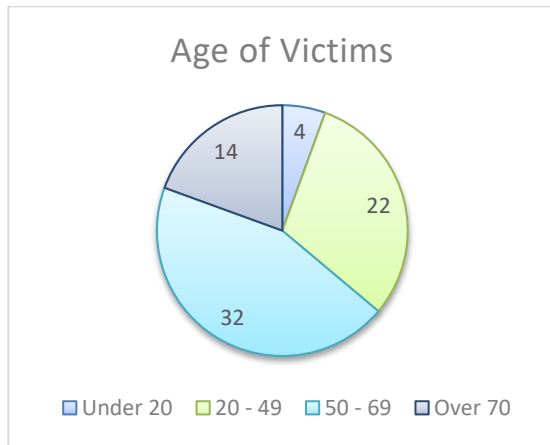


Fires confined to the object of origin are not represented in this chart.

CIVILIAN INJURIES AND DEATHS

Seventy-two civilians lost their lives to fires, and 204 fire-related injuries were reported to NFIRS. The Community Loss Education and Response (CLEAR) Team responds to every fire death in South Carolina, and researches the incident and related losses. Using what is learned, we can better educate the public to keep themselves safe. Find a more in-depth report on the South Carolina State Fire website. Numbers below reflect what is known by State Fire, and may not be consistent with NFIRS data.





Males	61%	Females	39%
-------	-----	---------	-----

White	Black	Hispanic
65%	29%	6%

Most Probable Cause of Fatal Fires			
Smoking	26%	Electrical	9%
Unknown	20%	Other	9%
Heating	12%	Incendiary	8%
Cooking	9%	MVC	8%

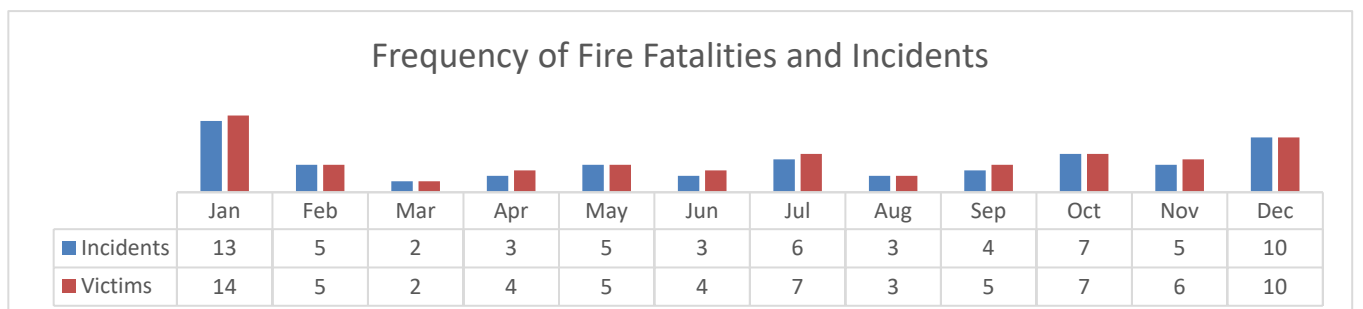
HOW DOES THE CLEAR TEAM HELP NFIRS DATA?

The Community Loss Education and Resource (CLEAR) Team is dedicated to researching the circumstances of fatal fires and the victims who perish within them.

The CLEAR Team works in tandem with fire departments to document fire fatalities in their entirety, including assisting in NFIRS documentation. In turn, State Fire uses reported fire deaths to compare those incidents to non-fatal ones.

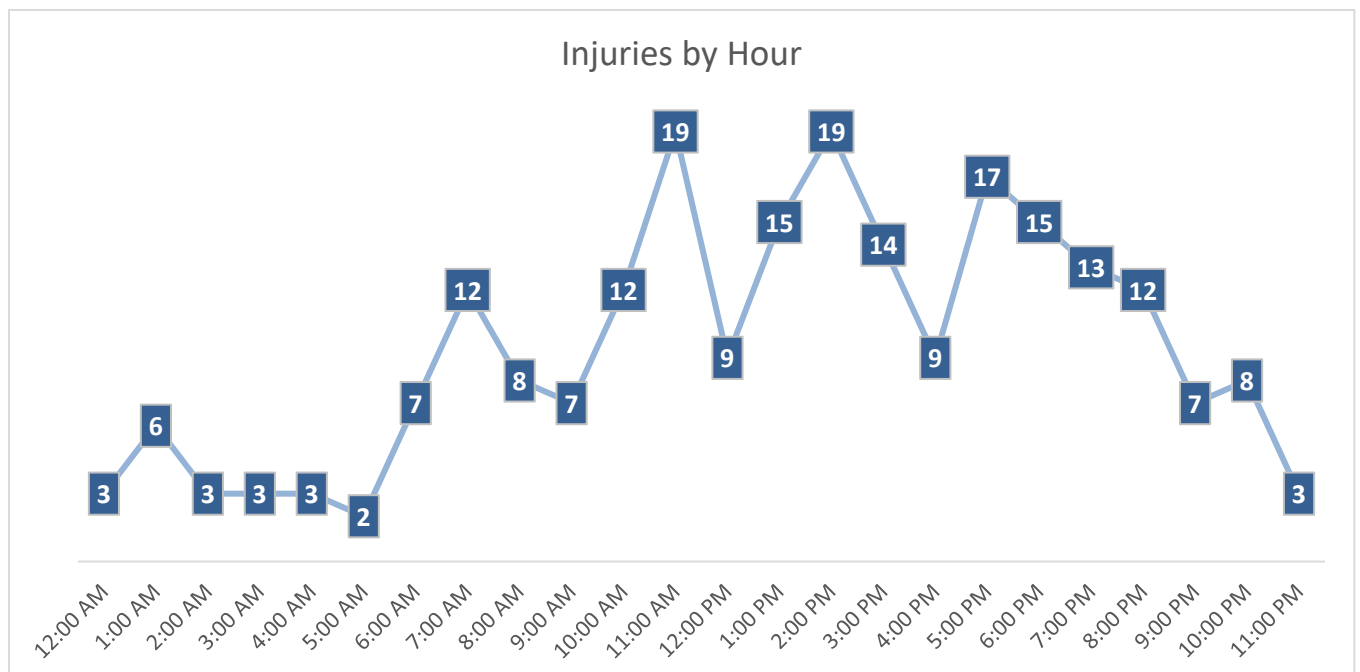
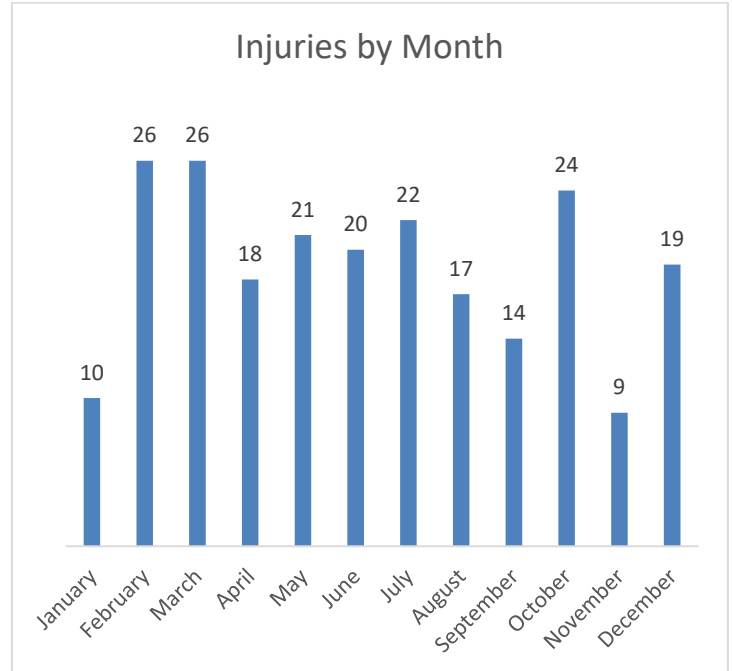
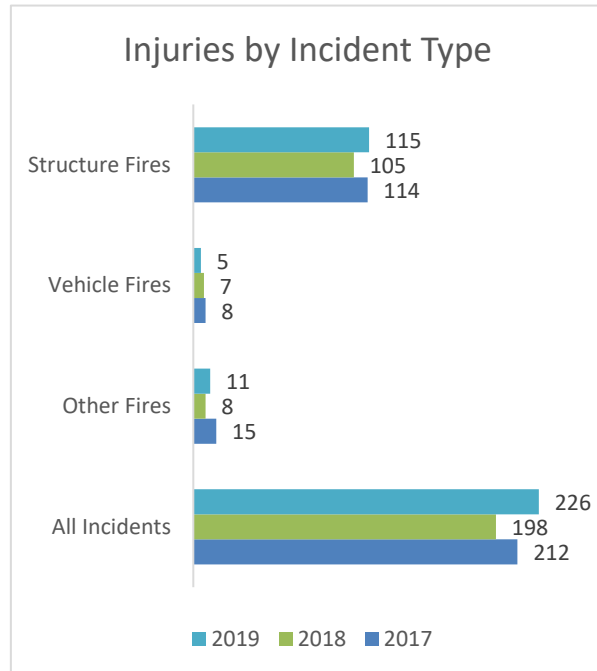
Every fire death must be reported to State Fire and recorded in NFIRS. By working together, we can understand why these losses happen in a multi-dimensional way.

You can learn more information about our state's fire fatalities through the South Carolina State Fire website. To report a fire fatality in your community, call the State Warning Point at 803-737-8500.



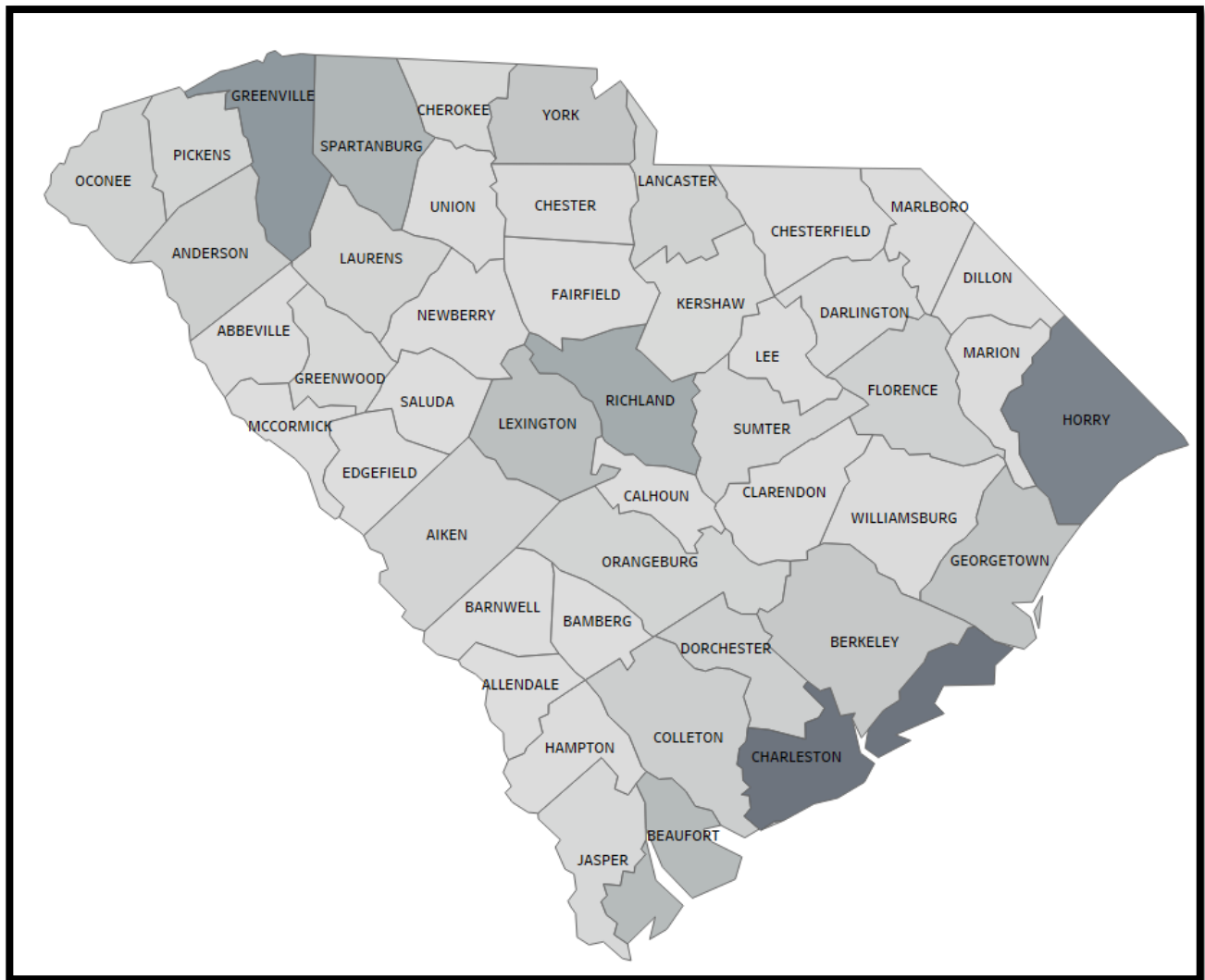
FIRE SERVICE INJURIES

Firefighters encounter a number of hazards in the line of duty. This year, 225 fire service injuries were reported to NFIRS. There was one fire service fatality in October, during an EMS call at 3:00 PM. This casualty has been added to the information below.



COUNTY INFORMATION

The following tables describe statistics at the county level. All 46 counties in South Carolina have at least one fire department which reported statistics to NFIRS in 2019. The map below shows the number of incidents reported per county, with higher numbers of incidents represented by darker shades.



	Structure Fires	Vehicle Fires	Other Fires	Total Fires	Fire Service Injuries	Civilian Fire Injuries	Civilian Fire Deaths	Wildfire Acres Burned*
Abbeville	46	9	42	97	1	0	0	16
Aiken	249	145	360	754	6	5	1	406
Allendale	26	15	45	86	1	0	0	102
Anderson	498	201	666	1,365	2	2	7	171
Bamberg	57	17	55	129	2	2	0	47
Barnwell	39	13	35	87	0	1	0	22
Beaufort	220	77	265	562	2	8	3	67
Berkeley	174	106	302	582	5	1	2	72
Calhoun	23	8	41	72	3	0	0	8
Charleston	632	361	982	1,975	27	36	5	58
Cherokee	120	84	126	330	0	3	1	10
Chester	61	26	75	162	0	0	1	17
Chesterfield	58	34	125	217	5	3	1	114
Clarendon	82	60	181	323	0	0	5	548
Colleton	88	90	283	461	0	3	1	314
Darlington	172	67	259	498	4	1	1	236
Dillon	7	17	23	47	0	0	0	0
Dorchester	146	84	262	492	3	3	1	1
Edgefield	12	2	16	30	0	0	0	63
Fairfield	52	47	65	164	0	0	0	49
Florence	249	156	374	779	3	4	5	274
Georgetown	93	71	187	351	4	0	3	235
Greenville	743	342	756	1,841	15	13	1	70
Greenwood	154	61	123	338	0	9	1	19
Hampton	33	27	91	151	0	0	0	58
Horry	407	208	678	1,293	75	36	6	29
Jasper	36	49	98	183	0	1	1	147
Kershaw	112	79	251	442	3	3	1	225
Lancaster	43	17	86	146	1	0	2	9
Laurens	123	89	210	422	2	1	1	52
Lee	71	53	104	228	0	1	1	135
Lexington	591	273	846	1,710	25	10	1	15
Marion	53	21	73	147	0	1	0	103
Marlboro	72	34	135	241	0	1	0	85
McCormick	3	0	9	12	0	0	0	2
Newberry	79	48	92	219	0	3	0	3
Oconee	178	85	238	501	3	1	3	548
Orangeburg	241	177	380	798	2	11	1	70
Pickens	191	76	219	486	0	2	1	77
Richland	559	348	832	1,739	14	16	3	292
Saluda	25	13	14	52	1	0	3	3
Spartanburg	513	320	607	1,440	9	7	8	152
Sumter	316	109	344	769	4	0	1	319
Union	35	11	27	73	0	0	1	4
Williamsburg	87	57	157	301	1	0	0	743
York	184	112	205	501	1	1	0	27

*If <1 acre burned, the number reported was rounded up to 1 acre. All decimal points were rounded to the nearest whole number.

	Total Fires	Property and Contents Lost to Fire	Property and Contents Saved from Fire	EMS Calls	Other Calls**	Total Incidents	Add Mutual Aid Given
Abbeville	97	\$213,325	\$55,000	1,362	572	2,031	2,446
Aiken	754	\$4,715,187	\$5,445,922	3,619	1,915	6,288	7,373
Allendale	86	\$635,200	\$132,500	123	228	437	437
Anderson	1,365	\$3,540,499	\$20,765,770	5,794	3,081	10,240	11,169
Bamberg	129	\$1,537,775	\$13,853,675	234	198	561	700
Barnwell	87	\$476,550	\$888,400	162	148	397	525
Beaufort	562	\$6,841,341	\$384,361,463	15,832	7,628	24,022	24,896
Berkeley	582	\$7,749,318	\$23,506,815	9,429	3,666	13,677	15,758
Calhoun	72	\$1,056,600	\$1,008,800	155	134	361	633
Charleston	1,975	\$25,701,539	\$488,041,552	35,765	26,934	64,674	68,174
Cherokee	330	\$1,097,991	\$448,378	2,311	1,199	3,840	4,361
Chester	162	\$1,626,986	\$99,388,910	1,436	731	2,329	2,647
Chesterfield	217	\$1,463,500	\$3,030,680	188	310	715	836
Clarendon	323	\$1,978,555	\$12,475,311	971	475	1,769	1,790
Colleton	461	\$1,478,696	\$4,079,304	7,132	2,509	10,102	10,152
Darlington	498	\$2,358,500	\$1,384,500	1,263	1,378	3,139	3,184
Dillon	47	\$3,000	\$0	16	33	96	290
Dorchester	492	\$7,043,771	\$6,069,068	6,476	3,035	10,003	10,938
Edgefield	30	\$200,000	\$0	132	105	267	323
Fairfield	164	\$312,990	\$176,550	507	303	974	1,009
Florence	779	\$6,203,045	\$20,922,486	5,722	4,017	10,518	10,721
Georgetown	351	\$5,758,899	\$35,353,352	15,216	5,019	20,586	21,071
Greenville	1,841	\$10,897,829	\$764,151,700	34,142	17,888	53,871	55,734
Greenwood	338	\$375,450	\$5,063,587	2,757	2,608	5,703	6,328
Hampton	151	\$67,500	\$142,500	667	356	1,174	1,295
Horry	1,293	\$13,314,750	\$448,370,262	54,929	18,605	74,827	75,848
Jasper	183	\$1,367,000	\$619,000	3,126	928	4,237	5,074
Kershaw	442	\$1,806,735	\$3,145,365	1,771	1,293	3,506	3,672
Lancaster	146	\$1,126,650	\$8,600,850	4,481	2,536	7,163	9,621
Laurens	422	\$478,700	\$334,300	4,337	1,774	6,533	7,128
Lee	228	\$2,342,954	\$821,305	295	389	912	924
Lexington	1,710	\$10,210,518	\$18,416,817	11,403	8,928	22,041	24,187
Marion	147	\$1,069,550	\$269,600	345	176	668	719
Marlboro	241	\$1,556,495	\$2,675,584	456	524	1,221	1,443
McCormick	12	\$95,000	\$310,000	318	84	414	587
Newberry	219	\$2,339,599	\$37,945,563	223	585	1,027	1,434
Oconee	501	\$2,455,541	\$4,543,680	5,461	4,212	10,174	10,907
Orangeburg	798	\$14,569,926	\$20,377,633	2,647	2,347	5,792	7,691
Pickens	486	\$3,568,655	\$84,551,439	3,881	3,488	7,855	8,582
Richland	1,739	\$37,606,775	\$12,939,154	16,843	13,171	31,753	31,965
Saluda	52	\$1,074,200	\$241,500	105	189	346	577
Spartanburg	1,440	\$6,135,313	\$22,278,456	13,031	9,520	23,991	29,531
Sumter	769	\$9,629,445	\$39,785,216	1,570	2,416	4,755	4,828
Union	73	\$364,200	\$256,500	149	246	468	732
Williamsburg	301	\$488,530	\$129,470	645	675	1,621	1,692
York	501	\$2,864,712	\$236,460,182	7,520	5,888	13,909	15,014

**“Other Calls” includes but is not limited to false alarms, canceled en route, HazMat incidents, and weather-related incidents.

2019 Participating NFIRS Fire Departments

Out of the 500 fire departments in SC, 433 departments reported at least once during the year.

Thank you to the 332 departments (underlined) that reported 12 months of the year.

ABBEVILLE

Calhoun Falls
Cold Springs
Donalds Rural
Due West Town
Edgewood
Keowee
Long Cane
Lowndesville Rural
Monterey Rural
Sharon Rural
Broadmouth Turkey Creek
Bethia
Abbeville City
Abbeville County

AIKEN

Sage Mill
Beech Island
Belvedere
Center
Couchton
Eureka
G.V.W.
Jackson
Langley
Montmorenci
Monetta
New Ellenton
New Holland
Midland Valley
Silver Bluff
Wagener
Windsor
Hollow Creek
Sandy Ridge
City of Aiken
City of North Augusta

ALLENDALE

Allendale County

ANDERSON

City of Anderson
Rock Springs
Pendleton
Homeland Park
Starr
Double Springs
West Pelzer
Powderville
Broadway
Centerville
Iva
Center Rock
Cheddar
Piercetown
Zion Friendship
Walker-McElmoyle
Townville
Grove
Three & Twenty
Hopewell
Craytonville
Whitefield
Ebenezer
Wren
Flat Rock-Bowen
Sandy Springs
Honea Path
Williford
Belton
Williamston

BAMBERG

Erhardt
Govan
Hunter's Chapel
Olar
Little Swamp
Colston
Clear Pond
City of Bamberg
Denmark

BARNWELL

Elko
Hilda
Williston
Long Branch
Barnwell Rural
City of Barnwell

BEAUFORT

Hilton Head Island
Bluffton Township
Sheldon Township
Beaufort City/Port Royal
Burton
Lady's Island/St. Helena
Daufuskie Island

BERKELEY

Alvin Bonneau
Caromi Village
C & B
Cross Rural
Goose Creek Rural
Lake Moultrie
Macedonia Rural
Santee Circle Rural
Pimlico Rural
Pine Ridge
Sandridge
Whitesville
Forty-One Community
Lebanon
Moncks Corner Rural
Cordesville
Cainhoy
Longridge Rural
Jamestown
City of Goose Creek
City of Hanahan
City of Moncks Corner

CALHOUN

Cameron
Belleville
Fort Motte
Jumper
Midway
St. Matthews

CHARLESTON

St Pauls
Awendaw
City of Charleston
Folly Beach
Isle of Palms
James Island
Mt. Pleasant
North Charleston
St. Andrews
St. Johns
Sullivans Island

CHEROKEE

Gaffney
Blacksburg
Cherokee Creek
Corinth
Grassy Pond
Cherokee – King's Creek
Buffalo

CHESTER

Fort Lawn Rural
Lando
North Chester
Richburg
City of Chester
Great Falls

CHESTERFIELD

Brocks Mill Rural
Cash Rural
Alligator
Pageland
Ruby-Mt. Croghan
Sandhill
Teal's Mill Rural
Patrick Rural
Bay Springs
Cheraw

CLARENDON

Manning
Clarendon County

COLLETON

Edisto Beach
Walterboro
Colleton County

DARLINGTON

Darlington County
City of Darlington
Hartsville

DILLON

Dillon County Station #2
Dillon County Station #9
/Oak Grove
Dillon County Station #1
Dillon County Station #5

DORCHESTER

Dorchester County
Ashley River*
Summerville

EDGEFIELD

City of Edgefield
Merriwether

FAIRFIELD

Fairfield County
Winnsboro

FLORENCE

City of Florence
Olanta
Windy Hill
Sardis Timmons ville
Johnsonville
Howe Springs
Hannah-Salem Friendfield South
Lynches
Lake City
West Florence Rural

GEORGETOWN

Murells Inlet
City of Georgetown
Midway
Georgetown County

GREENVILLE

Donaldson Center
City of Greenville
Parker District
Glassy Mountain
Cedar Mountain
Duncan Chapel
Dunklin
North Greenville
Slater - Marietta
Tigerville
Gowensville
Clear Spring
Canebrake
River Falls
Belmont
Berea
Boiling Springs
Fountain Inn
Gantt
Greer
Lake Cunningham
Mauldin Piedmont
Piedmont Park
Simpsonville
South Greenville
Tailors
Travelers Rest
Wade Hampton

GREENWOOD

Coronaca
Epworth-Phoenix
Hodges-Cokesbury
Highway 34
Lower Lake Greenwood
Ninety-Six
Northwest
Troy
Ware Shoals
Callison
Tri-County
City of Greenwood

HAMPTON

City of Hampton
Varnville
Hampton County

HORRY

Loris Conway
Myrtle Beach
North Myrtle Beach
Surfside Beach
Horry County

JASPER

Jasper County
Ridgeland
Levy
Hardeeville

KERSHAW

Camden
Lugoff
Kershaw County

LANCASTER

Antioch
Bell Town
Buford
Camp Creek
Van Wyck
Elgin
Flat Creek
Gooches
Heath Springs
Indian Land
Kershaw
McDonald Green
Pleasant Valley
Rich Hill
Riverside
Shiloh Zion
Tradesville
Unity
Lancaster County
City of Lancaster

LAURENS

Cross Hill
Gray Court
Greenpond
Hickory Tavern
Joanna
Mountville
Renno
Sandy Springs
Waterloo
Western Laurens
Youngs
Ekorn
Durbin Creek
Laurens County
Clinton
Station 30
City of Laurens

LEE

Lee County

LEXINGTON

Columbia Metro Airport
West Columbia
Batesburg-Leesville
Irmo
Cayce
Lexington County

MCCORMICK

Modoc
Sandy Branch
McCormick County

MARION

Marion Rural
Britton's Neck
– Gresham
Mullins

MARLBORO

Blenheim
Clio Rural
McColl
Wallace
Brightsville
Bennettsville

NEWBERRY

Friendly
Prosperity
Whitmire
Pomaria
Consolidated
Little Mountain
Silverstreet
Bush River
Fairview
Chappells
St. Philips
City of Newberry

OCONEE

Cleveland
Corinth-Shiloh
Crossroads
Fairplay
Friendship
Keowee-Ebenezer
Long Creek
Mountain Rest
Oakway
Picket Post/Camp Oak
Salem
South Union
West Union
Seneca
Walhalla
Westminster
Keowee
Oconee County

ORANGEBURG

City of Orangeburg
Cordova
Eutawville
Holly Hill
Jamison
Neeses
North
Norway
Rowesville
Santee
Springfield
Bowman
Vance
Wolfton
Branchville
Pine Hill
Bolentown
Cattle Creek
West Middle
Canaan
Providence
Edisto
Four Holes
Sawyerdale
Elloree

PICKENS

Central
Dacusville
Norris
Pumpkintown
Six Mile
Holly Springs
Vineyards
Clemson University
Easley
Liberty
Keowee Springs
City of Pickens
Crosswell
Shady Grove
Pickens Rural

RICHLAND

City of Columbia
McCrady National Guard

SALUDA

Circle
Midland
Old Town
Ridge Spring
City of Saluda

SPARTANBURG

City of Spartanburg
Greenville-Spartanburg
Jetport
Boiling Springs
Cherokee Springs
Chesnee Community
Converse Area
Drayton
Duncan
Glendale Area
Glenn Springs-Pauline
Hilltop
Holly Springs
Inman City
Landrum
Mayo
New Prospect
Pacolet Town
Reidville

Roebuck
Startex
Una
Westview - Fairforest
Whitney
Inman Community
Poplar Springs Tyger
River
Cooley Springs
Cowpens Croft
North Spartanburg
Pelham - Batesville
Woodruff*
Trinity*

SUMTER

City of Sumter
Sumter County

UNION

Bonham
Buffalo
Monarch
Southside
Cross Keys
Carlisle
Lockhart
Santuc

WILLIAMSBURG

Hemingway
Williamsburg County
Kingstree

YORK

Rock Hill
Bethany - Santiago
Bethel
Bethesda
Flint Hill
Fort Mill
Oakdale
Sharon
Smyrna
Tega Cay
City of York

** This department was consolidated or created before the end of CY2019.*