



2020

# Annual Data Report

South Carolina State NFIRS Program

# Introduction

In 2020, South Carolina fire departments were called to 462,849 incidents, a 1.7 percent decrease from the previous year. With mutual aid included, the number of reports increases to 497,015 (a 1.5 percent decrease from the previous year). This resulted in more than \$158 million of property and contents, 2,670 acres, and 99 civilian lives were lost to fires this year.

Thanks to 447 fire departments reporting data to NFIRS, we can better understand our communities' need for fire department response.

The South Carolina State NFIRS Program's mission is to serve local fire departments by providing training, analysis, account assistance, and reporting assistance in order to meet the goals set forth by the United States Fire Administration (USFA), South Carolina State Fire, and the local departments. By having better quality data, the fire departments can meet the safety needs of the community.

Reporting to NFIRS is required by South Carolina Code of Regulations 71-8300.5. Providing data to the State and USFA allows fire departments to apply for and receive grant funding, improve budget and resource allocations, recruit and retain fire service personnel, and create assessments to reduce risks in their communities. For questions about the State NFIRS Program, contact Samantha Quizon at (803) 896-1250.

Civilian fire death data is provided by the Community Loss Education and Response (CLEAR) Team. For information about the civilian fire death research program, contact Chief Josh Fulbright at (803) 896-9895.

## A Day in the South Carolina Fire Service

Today, 1,358 calls for service will be resolved by the hardworking firefighters in our state. Of these calls:

- 54 will be fires,
- 130 will be false alarms, and
- 746 will be medical or rescue calls (including MVCs).
- One in every 224 fires will be fatal.

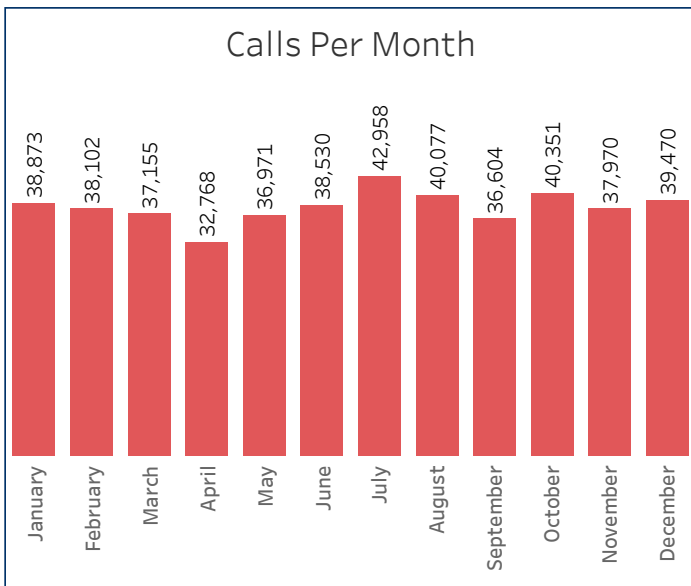
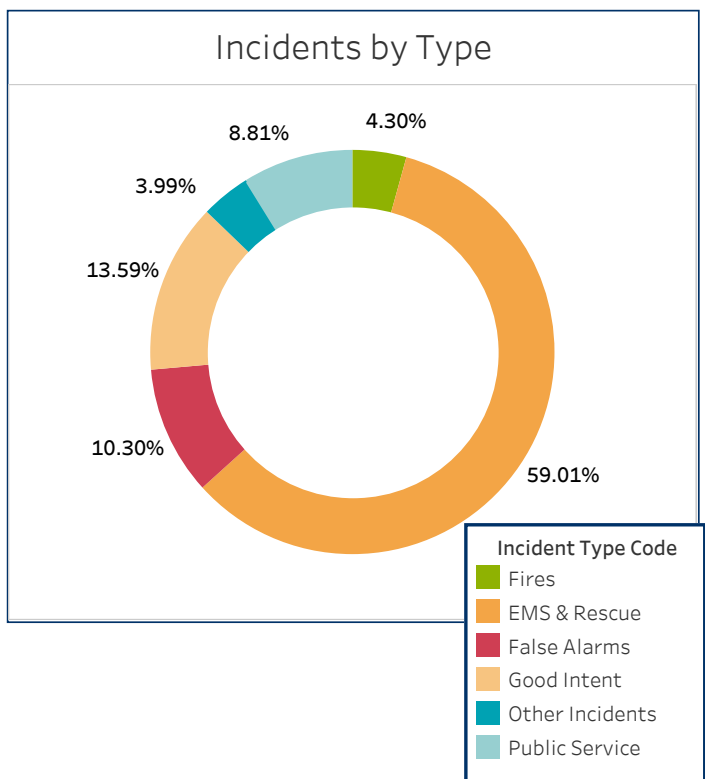
# Incident Summary

Except where noted, incident counts are primary responses for the fire department.

Total Fires	Total Non-Fire Incidents	All Incidents	All Incidents with Mutual Aid
19,922	442,927	462,849	497,015

### Top Incident Type Codes

EMS call, excluding vehicle accident with injury	111,994
Medical assist, assist EMS crew	88,742
Dispatched & canceled en route	47,715
Vehicle accident with injuries	25,478
Motor vehicle accident with no injuries	21,057
Alarm system sounded, no fire - unintentional	15,118
Assist invalid	10,723
Rescue, emergency medical call (EMS) call, other	10,582
Public service	10,455
Smoke detector activation, no fire - unintentional	8,612



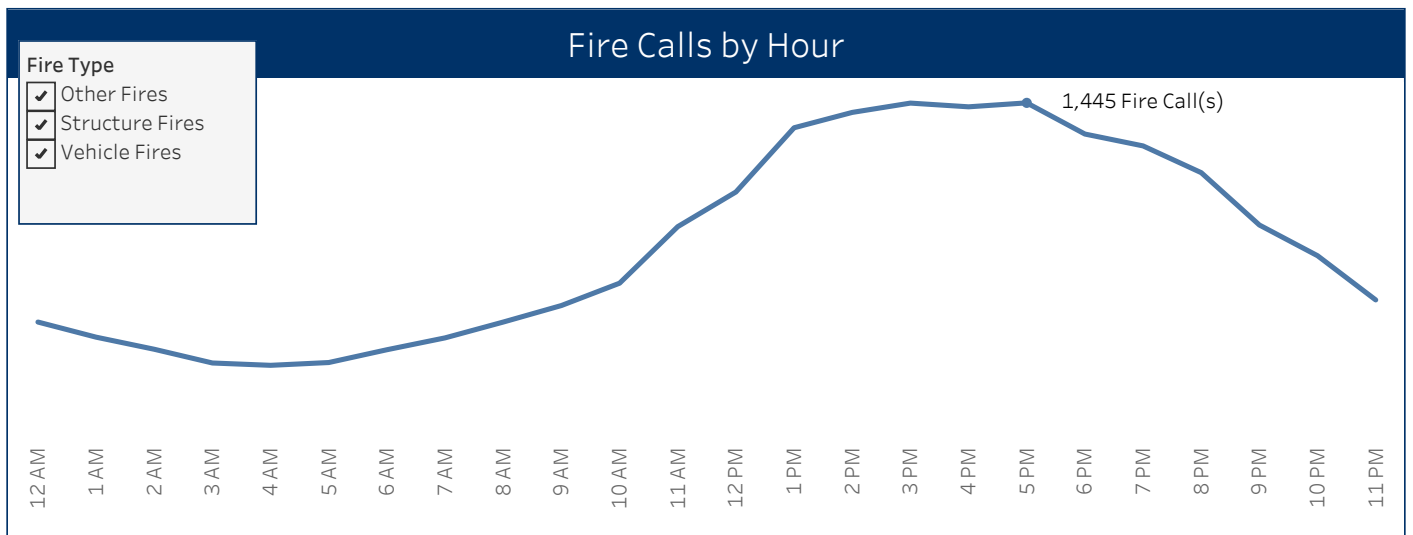
### Historical Summary of Calls

	2018	2019	2020
Fires	22,804	23,682	19,945
Non-Fire Incidents	426,419	447,756	443,843
All Incidents	449,223	471,438	463,788
<b>All Incidents Plus Mutual Aid</b>	<b>481,197</b>	<b>505,879</b>	<b>498,118</b>

# Fire Incidents Summary

Except where noted, incident counts are primary responses for the fire department.

	Total Incidents	Fire Service Fatalities	Fire Service Injuries	Civilian Deaths	Civilian Injuries	Property Loss	% of Fire Incidents
Structure Fires	7,396	0	67	61	140	\$104,658,619	37.12%
Vehicle Fires	4,056	0	6	24	24	\$22,303,076	20.36%
Other Fires	8,470	0	5	4	13	\$3,420,355	42.52%
<b>Grand Total</b>	<b>19,922</b>	<b>0</b>	<b>78</b>	<b>89</b>	<b>177</b>	<b>\$130,382,050</b>	<b>100.00%</b>



### Average Response Time to Fire Call

00:07:39

### Percent Property & Contents Saved from Fires

95.40%

Fire Department Name  
All

Property Loss  
From 1000000

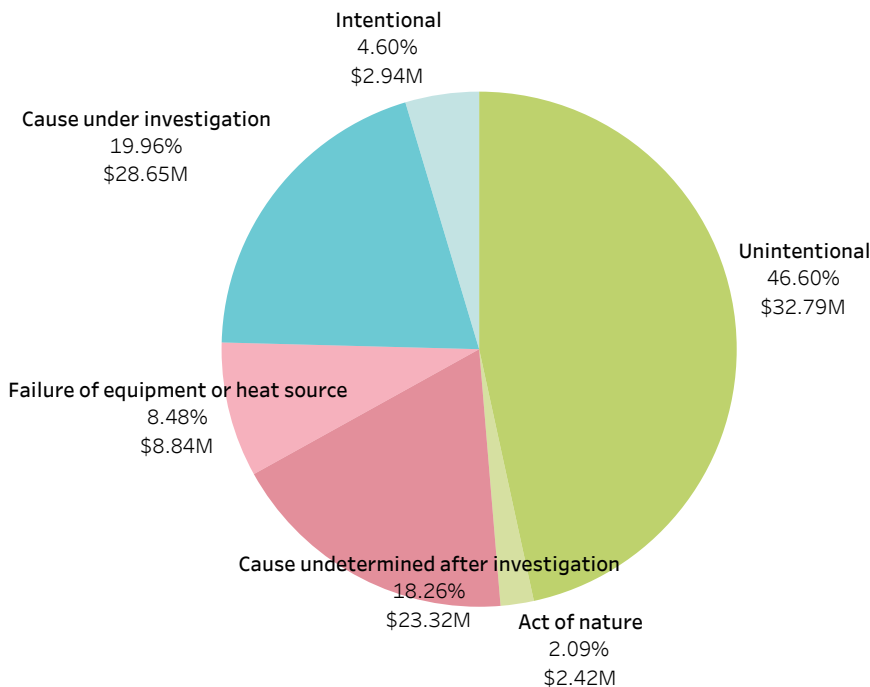
# Fire Incidents Summary

Except where noted, incident counts are primary responses for the fire department.

## Large Property Loss from Fires

January 8, 2020	Hampton	Hampton County Fire Rescue	Laundry, dry cleaning	\$2.00M
February 8, 2020	Charleston	North Charleston	Elementary school, including kindergarten	\$3.00M
March 13, 2020	Horry	Horry County	Warehouse	\$1.00M
April 19, 2020	Anderson	Anderson City	Post office or mailing firms	\$2.00M
May 12, 2020	Greenville	Mauldin	Ballroom, gymnasium	\$1.20M
July 4, 2020	Berkeley	Goose Creek City	Multifamily dwellings	\$1.25M
	Charleston	Charleston	1 or 2 family dwelling	\$1.21M
July 22, 2020	Pickens	Liberty	1 or 2 family dwelling	\$1.00M
November 5, 2020	Sumter	Sumter City	Mercantile, business, other	\$2.00M
December 23, 2020	Lexington	Irmo Fire District	Multifamily dwellings	\$1.13M

## Cause of Ignition for Fires



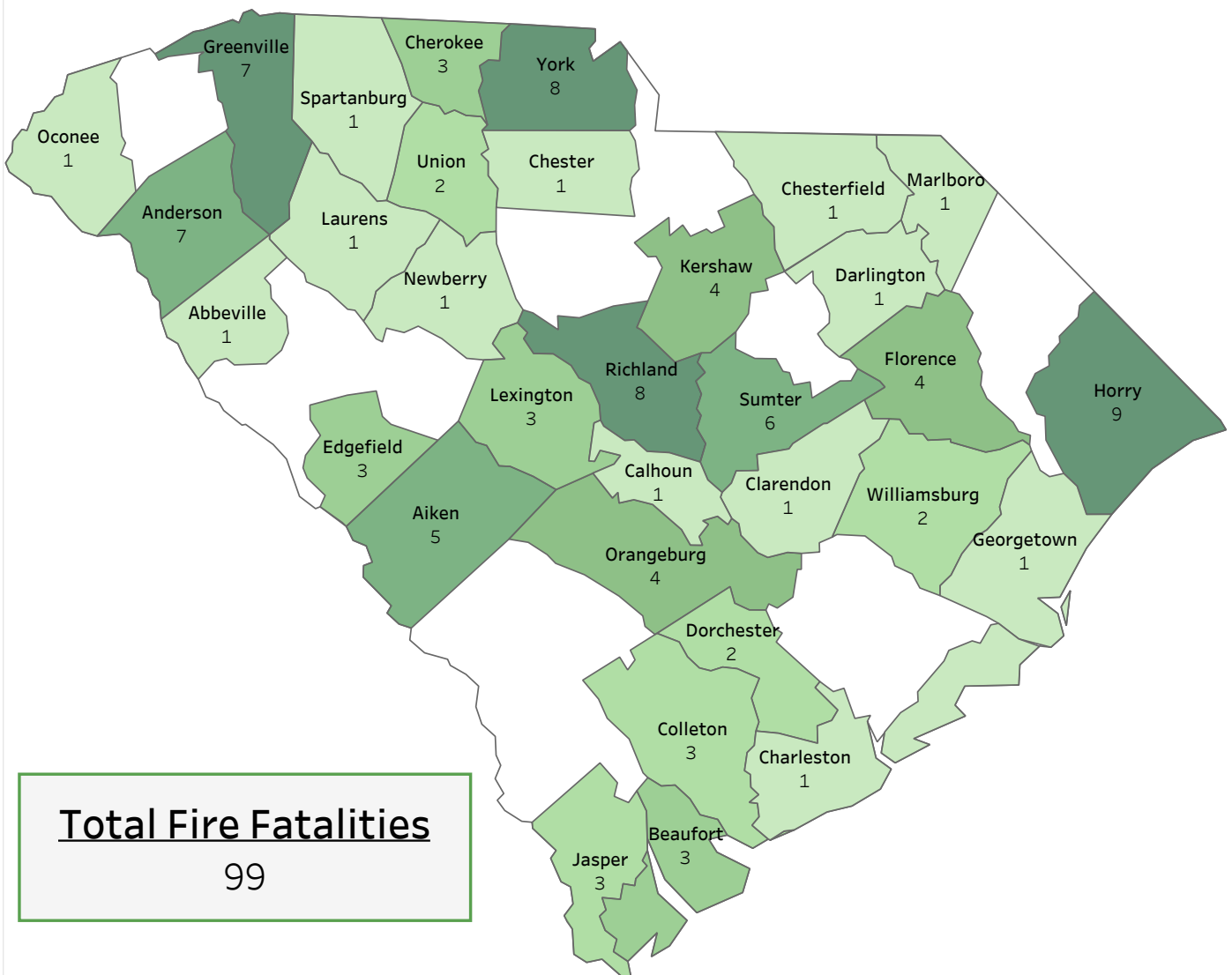
## Top Items First Ignited

Undetermined	8,990
Light vegetation - not crop, including grass	1,737
Cooking materials, including edible materials	845
Electrical wire, cable insulation	688
Rubbish, trash, or waste	563
Heavy vegetation - not crop, including trees	382
Organic materials, other	325
Multiple items first ignited	254
Flammable liquid/gas - in/from engine or burner	252
Appliance housing or casing	207

To protect the privacy of the decedents, these statistics are statewide.

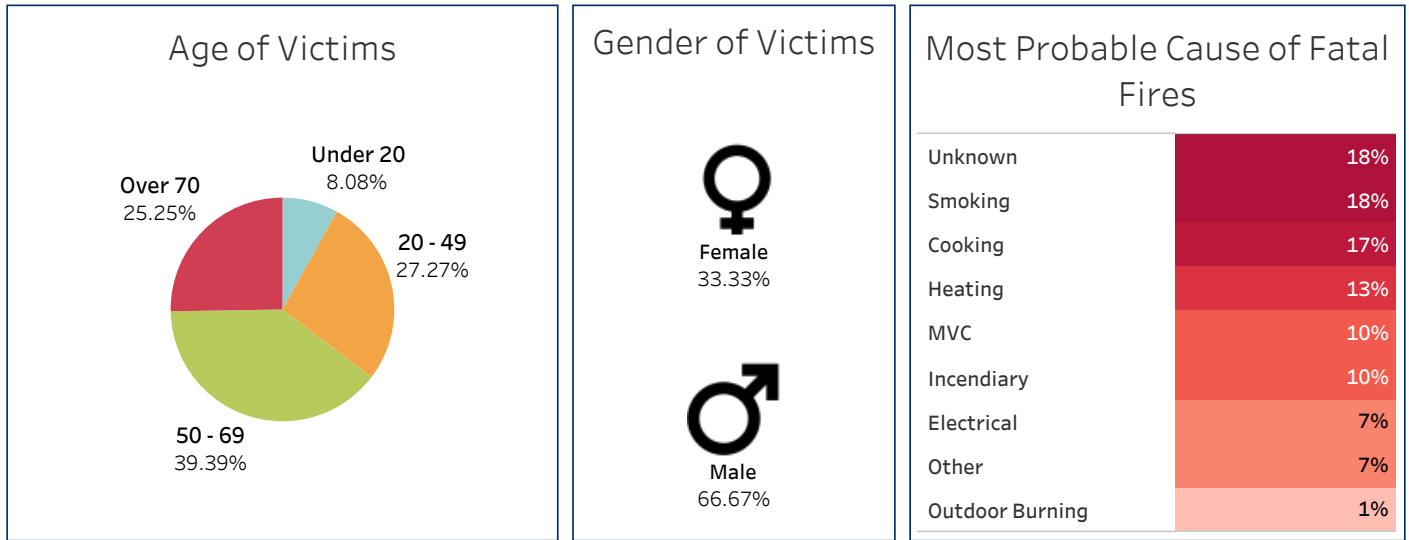
# Civilian Fire Death Summary by County

Ninety-nine civilians lost their lives to fires, and 252 fire-related injuries were reported in NFIRS. The Community Loss Education and Response (CLEAR) Team responds to fire deaths in South Carolina, and researches the incident and related losses. Using what is learned, we can better educate the public to keep themselves safe. Find a more in-depth report on the South Carolina State Fire website. Numbers on this page and the following page reflect what is known by State Fire, and may not be consistent with NFIRS data.



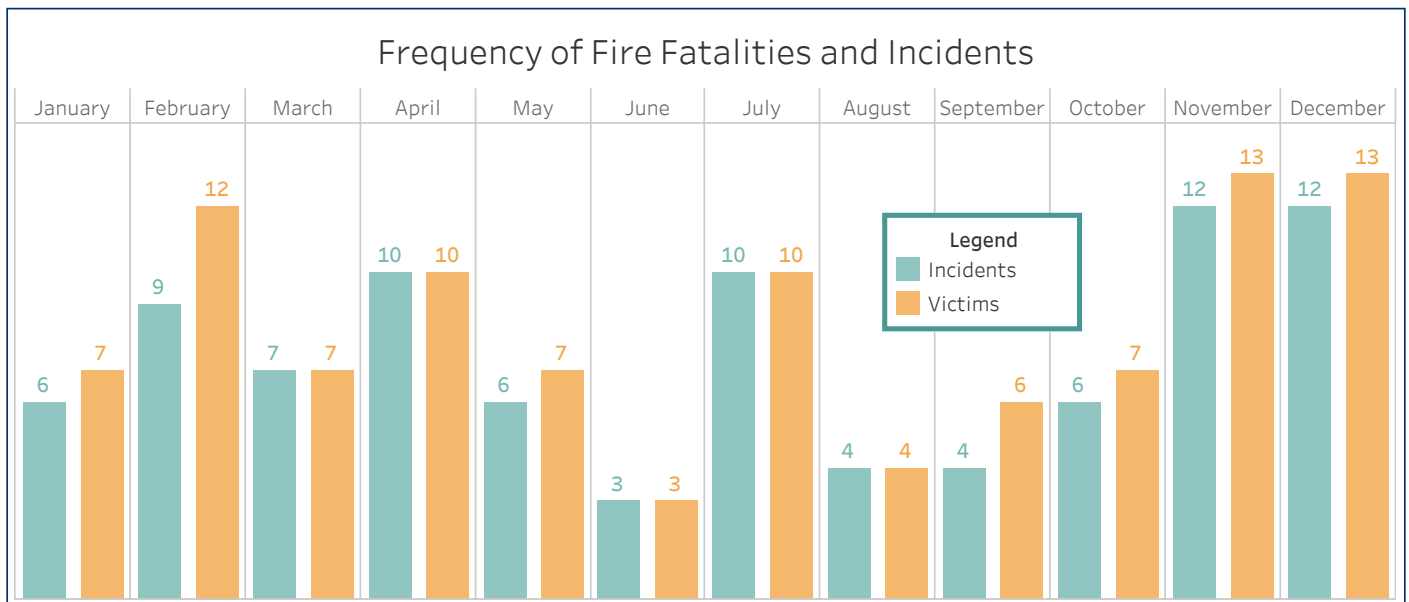
To protect the privacy of the decedents, these statistics are statewide.

# Civilian Fire Death Summary



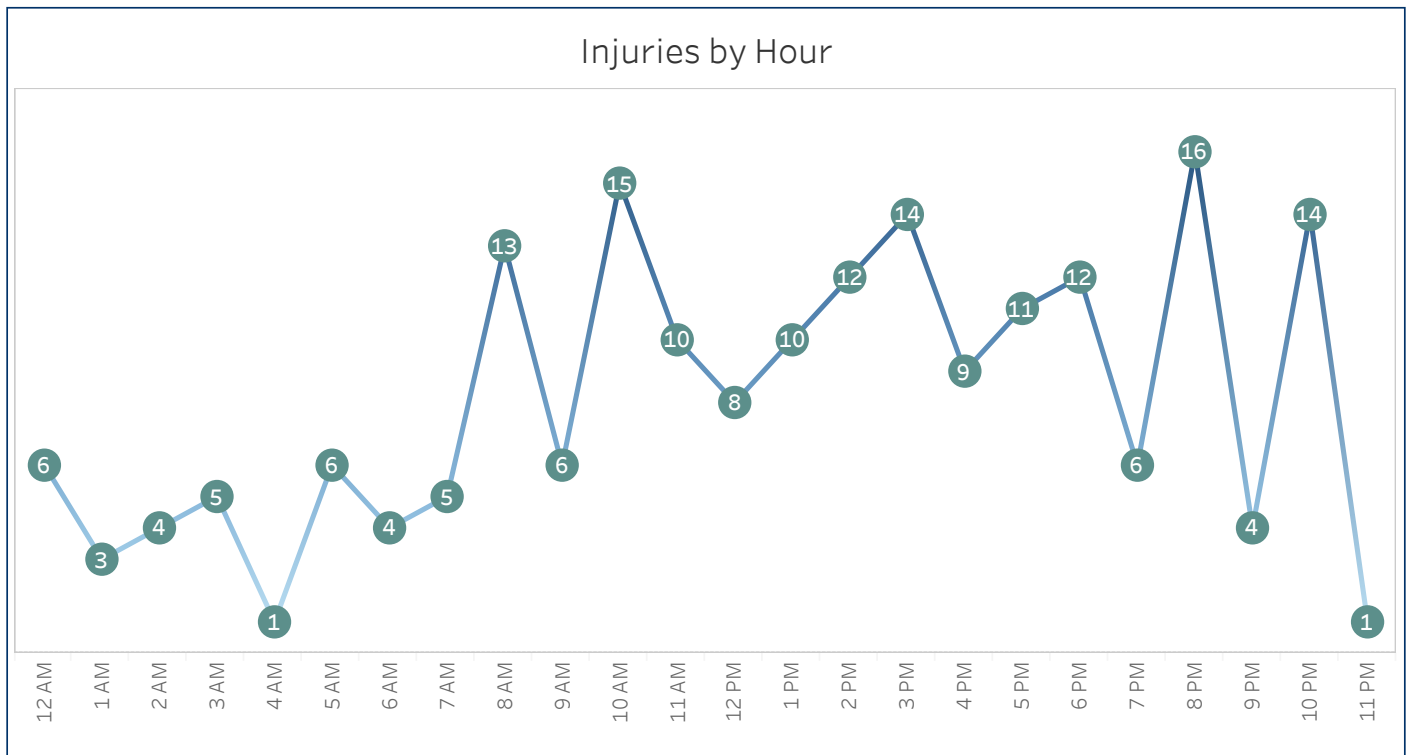
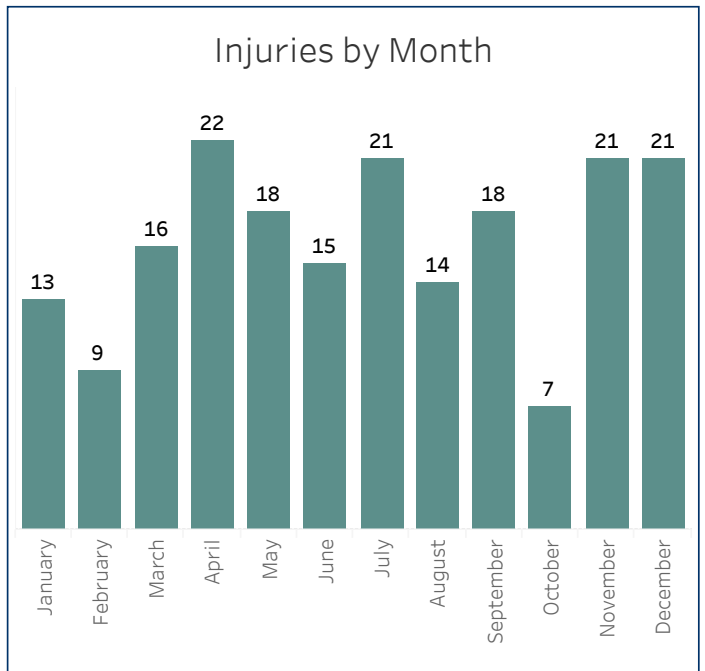
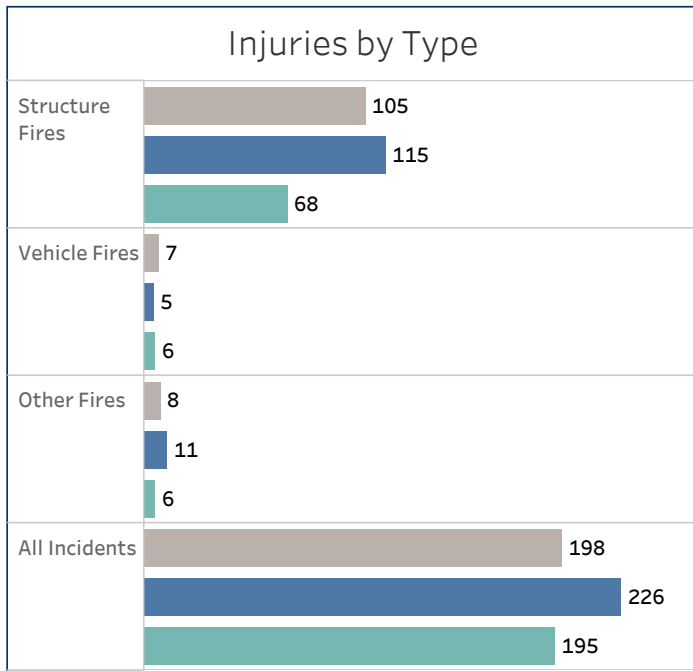
### Location of Fatal Incidents

Single Family Dwelling	Mobile Home	Vehicle	Vehicle as Residence	Shed & Storage Structure	Open Area	Multi-Family Dwelling	Commercial Building
38	23	10	5	4	4	4	1



To protect the privacy of injured fire service members, these statistics are statewide.

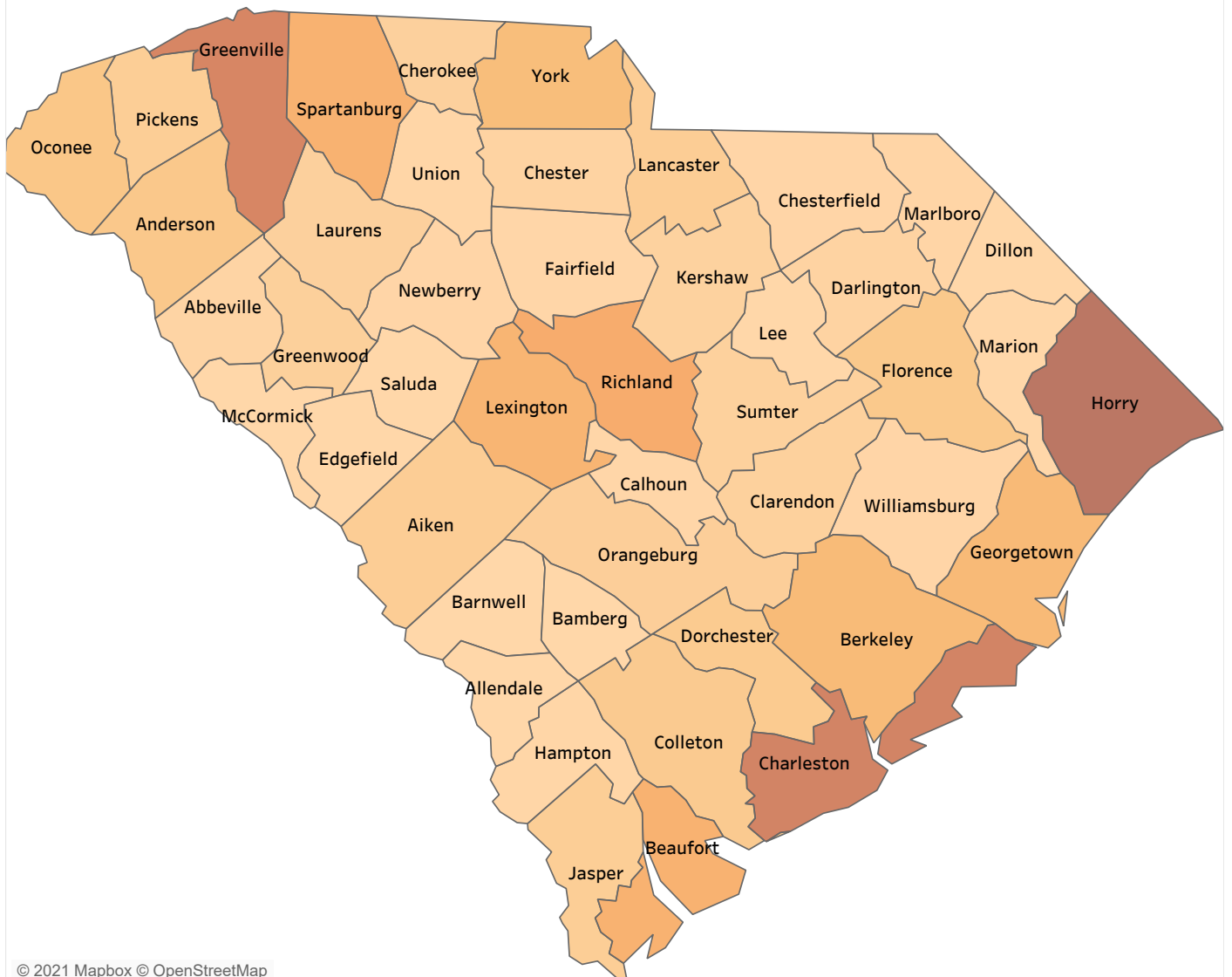
# Fire Service Injuries Summary





# County Reporting Information

The following tables describe statistics at the county level. All 46 counties in South Carolina have at least one fire department which reported statistics to NFIRS in 2020. Darker shaded areas on the map below represent a higher number of incidents reported by county.



	Structure Fires	Vehicle Fires	Other Fires	Total Fires	Civilian Deaths	Civilian Injuries	Wildfire Acres Burned	Poperty & Contents Lost to Fire	Percent Property & Contents Saved
Abbeville	35	15	32	82	0	0	260	\$906,140	74.04%
Aiken	219	112	260	591	6	10	617	\$3,232,932	99.75%
Allendale	25	18	25	68	0	2	15	\$346,026	44.35%
Anderson	473	226	440	1,139	5	0	27	\$7,223,165	70.39%
Bamberg	48	26	42	116	0	1	68	\$2,341,390	69.33%
Barnwell	36	12	55	103	1	0	32	\$1,018,572	73.24%
Beaufort	136	69	244	449	3	0	72	\$3,864,379	96.76%
Berkeley	201	124	323	648	2	3	14	\$8,792,661	90.09%
Calhoun	25	20	48	93	0	0	37	\$802,750	40.25%
Charleston	527	286	717	1,530	1	26	6	\$27,828,396	93.22%
Cherokee	142	79	124	345	1	2	18	\$1,248,210	76.00%
Chester	48	40	47	135	0	0	11	\$545,657	26.16%
Chesterfield	104	45	78	227	1	4	47	\$1,977,841	97.24%
Clarendon	66	61	116	243	0	0	150	\$1,827,201	98.41%
Colleton	59	60	110	229	1	4	47	\$627,870	82.38%
Darlington	131	68	131	330	2	1	79	\$1,074,600	75.03%
Dillon	20	19	22	61	0	1	4	\$334,252	-16.46%
Dorchester	109	70	156	335	1	2	4	\$2,458,747	98.83%
Edgefield	4	3	9	16	1	1	0	\$85,835	2.28%
Fairfield	51	48	52	151	0	0	6	\$42,750	86.19%
Florence	206	101	228	535	5	2	65	\$4,926,968	70.46%
Georgetown	67	44	112	223	0	0	145	\$2,099,135	97.43%
Greenville	641	301	580	1,522	6	19	33	\$8,540,923	95.92%
Greenwood	123	50	97	270	0	1	7	\$320,675	70.14%
Hampton	29	21	60	110	0	0	52	\$3,344,995	14.11%
Horry	347	203	562	1,112	9	39	6	\$16,382,429	97.47%
Jasper	45	46	74	165	4	0	74	\$703,200	94.93%
Kershaw	97	72	176	345	2	5	39	\$1,631,145	85.32%
Lancaster	52	20	81	153	0	0	14	\$1,291,850	69.24%
Laurens	114	73	154	341	1	0	19	\$773,850	26.34%
Lee	52	47	32	131	1	0	46	\$2,283,200	58.36%
Lexington	352	163	477	992	2	8	10	\$6,511,206	75.94%
Marion	24	11	15	50	0	0	15	\$1,208,500	-13.57%
Marlboro	71	31	116	218	1	3	71	\$737,970	77.33%
McCormick	3	3	12	18	0	0		\$86,100	-28.32%
Newberry	46	33	46	125	1	0	5	\$1,150,626	76.45%
Oconee	105	72	162	339	1	1	16	\$2,487,595	31.23%
Orangeburg	213	155	212	580	3	9	74	\$5,615,342	66.38%
Pickens	162	84	118	364	0	2	23	\$3,925,173	97.38%
Richland	175	97	110	382	7	2	7	\$827,562	62.90%
Saluda	18	11	12	41	0	0	0	\$250,100	57.66%
Spartanburg	405	253	458	1,116	2	9	54	\$7,548,667	75.56%
Sumter	258	100	308	666	4	1	92	\$10,092,561	85.29%
Union	48	15	42	105	1	0	6	\$664,550	74.81%
Williamsburg	75	53	106	234	2	0	280	\$223,000	74.69%
York	175	111	196	482	5	3	3	\$8,007,836	93.01%

	Fires	EMS & Rescue	Public Service	Good Intent	False Alarms	Other Incidents	Total incidents	Add Mutual Aid Given
Abbeville	82	1,247	131	147	140	142	1,889	2,326
Aiken	591	3,837	225	991	682	239	6,565	7,670
Allendale	68	111	5	46	69	81	380	410
Anderson	1,139	5,490	474	957	1,298	803	10,161	11,000
Bamberg	116	225	21	67	95	34	558	686
Barnwell	103	193	17	50	40	42	445	567
Beaufort	449	16,506	2,554	2,405	2,388	446	24,748	24,913
Berkeley	648	10,859	1,056	2,498	1,236	348	16,645	19,812
Calhoun	93	305	22	39	96	37	592	907
Charleston	1,530	30,162	3,779	14,274	6,980	1,499	58,224	61,807
Cherokee	345	2,467	376	396	404	385	4,373	4,917
Chester	135	1,481	296	228	198	164	2,502	2,834
Chesterfield	227	437	38	174	144	115	1,135	1,393
Clarendon	243	3,656	34	349	244	73	4,599	4,640
Colleton	229	7,139	1,153	521	402	167	9,611	9,651
Darlington	330	1,281	175	504	426	177	2,893	2,943
Dillon	61	5	4	37	46	23	176	461
Dorchester	335	5,059	426	1,150	979	265	8,214	9,315
Edgefield	16	129	13	36	29	41	264	302
Fairfield	151	381	16	101	185	64	898	936
Florence	535	5,464	331	2,332	1,481	390	10,533	10,886
Georgetown	223	14,941	1,914	1,127	902	353	19,460	20,050
Greenville	1,522	33,426	7,236	5,765	5,521	2,393	55,863	57,905
Greenwood	270	2,199	336	1,235	681	279	5,000	5,701
Hampton	110	439	28	113	80	124	894	1,052
Horry	1,112	54,872	6,804	6,759	4,330	804	74,681	76,340
Jasper	165	5,453	443	671	302	100	7,134	7,394
Kershaw	345	2,117	562	316	393	287	4,020	4,169
Lancaster	153	3,106	583	734	535	320	5,431	7,825
Laurens	341	2,297	322	494	529	436	4,419	4,849
Lee	131	282	38	115	76	58	700	705
Lexington	992	11,610	3,499	2,006	2,016	794	20,917	23,099
Marion	50	177	10	19	26	13	295	327
Marlboro	218	732	87	163	139	149	1,488	1,705
McCormick	18	344	6	63	23	25	479	588
Newberry	125	185	102	95	203	162	872	1,304
Oconee	339	5,926	1,797	1,519	685	1,103	11,369	12,320
Orangeburg	580	2,208	255	606	736	373	4,758	6,579
Pickens	364	3,006	947	784	865	646	6,612	7,297
Richland	382	15,807	1,044	3,415	6,143	1,134	27,925	29,270
Saluda	41	102	64	56	16	64	343	610
Spartanburg	1,116	8,862	1,613	3,308	3,034	1,619	19,552	24,822
Sumter	666	1,422	115	1,151	896	397	4,647	4,679
Union	105	127	49	83	182	132	678	1,019
Williamsburg	234	574	60	160	139	132	1,299	1,379
York	482	6,075	1,653	4,800	1,596	988	15,594	17,651

# 2020 Participating NFIRS Fire Departments

Out of the 499 fire departments in SC, 447 departments reported at least once during the year. Thank you to the 372 departments (marked with an asterisk) that reported 12 months of the year.

<b>Abbeville</b>	Antreville*	<b>Anderson</b>	Double Springs #5*
	Calhoun Falls*		West Pelzer #6*
	Cold Springs*		Powderville #7*
	Donalds Rural*		Broadway #8*
	Due West Town*		Centerville*
	Edgewood*		Iva #20*
	Keowee*		Center Rock #11*
	Long Cane*		Cheddar #12*
	Lowndesville*		Piercetown #13*
	Monterey Rural*		Zion #14*
	Sharon Rural*		Friendship #15*
	Broadmouth Turkey Creek*		Walker-McElmoyle #16*
	Bethia*		Townville #17*
	Abbeville City*		Grove #18*
	Abbeville County FD*		Three & Twenty #19*
<b>Aiken</b>	Sage Mill*	Hopewell #20*	
	Beech Island*	Craytonville #5*	
	Center*	Whitefield #22*	
	Couchton*	Ebenezer*	
	G.V.W.*	Wren #24*	
	Jackson*	Flat Rock-Bowen #25*	
	New Ellenton*	Sandy Springs #26*	
	Midland Valley*	Honea Path*	
	Windsor*	Williford #27*	
	Hollow Creek*	Belton*	
	Aiken Public Safety*	Williamston*	
	North Augusta Public Safety*	<b>Bamberg</b>	Erhardt*
	<b>Allendale</b>		Allendale County*
<b>Anderson</b>			Anderson City*
	Rock Springs #1*		Olar*
	Pendleton #2*		Little Swamp*
	Homeland Park #3*		Colston*
	Starr Town #4*		Clear Pond*
<b>Barnwell</b>	Hilda*		Bamberg City*
	Williston*		Denmark*
	Friendship Community*		
	Long Branch*		
	Barnwell Rural*		

<b>Beaufort</b>	Hilton Head Island*	<b>Charleston</b>	Isle of Palms*
	Bluffton Township*		James Island*
	Sheldon Township*		Lincolnton
	Beaufort City*		Mt Pleasant*
	Burton*		North Charleston*
	Lady's Island/ St Helena*		St Andrews*
	Daufuskie Island*		St Johns*
<b>Berkeley</b>	Alvin	<b>Cherokee</b>	Sullivans Island*
	Bonneau		Gaffney*
	Caromi Village*		Blacksburg #9*
	C & B*		Cherokee Creek
	Cross Rural		Corinth #5*
	Eadytown		Goucher White Plains
	Goose Creek Rural		Grassy Pond*
	Lake Moultrie	CKC #7	
	Macedonia	Macedonia #1	
	Santee Circle Rural*	Buffalo*	
	Pimlico Rural	<b>Chester</b>	Fort Lawn Rural
	Pine Ridge*		Lando*
	Pineville/Russellville		North Chester*
	Sandridge		Richburg*
	St Stephens City		Chester City*
	Whitesville*	Great Falls*	
	Forty-One Community	<b>Chesterfield</b>	Brocks Mill Rural*
	Lebanon Rural		Cash Rural*
	Moncks Corner Rural*		Chesterfield*
	St Stephens Rural		Harris Creek*
Cordesville	Highpoint*		
Cainhoy*	Alligator*		
Longridge Rural	Pageland		
Jamestown*	Ruby-Mt Croghan*		
Goose Creek City	Sandhill*		
Hanahan City*	Teal's Mill Rural*		
Moncks Corner*	Patrick		
<b>Calhoun</b>	Cameron*	<b>Clarendon</b>	Bay Springs*
	Belleville		Cheraw*
	Fort Motte*	<b>Colleton</b>	Manning*
	Caw Caw		Clarendon County*
	Jumper		Edisto Beach*
	Midway		Walterboro*
	St Matthews*		Colleton County*
<b>Charleston</b>	St Pauls*	<b>Darlington</b>	Palmetto
	Awendaw*		Darlington County*
	Charleston*		Darlington City*
	Folly Beach*		Hartsville*
	Lincolnton		

<b>Dillon</b>	Dillon County Station #2*	<b>Greenville</b>	Mauldin*
	Dillon County Station #9 (Oak Grove)*		Piedmont*
<b>Dorchester</b>	Dorchester County*	<b>Greenville</b>	Piedmont Park*
	Summerville*		Simpsonville*
<b>Edgefield</b>	Merriwether*		South Greenville*
<b>Fairfield</b>	Fairfield County*		Taylors*
<b>Florence</b>	Florence*		Travelers Rest*
	Olanta*		Wade Hampton*
	Windy Hill*		<b>Greenwood</b>
	Sardis - Timmonsville*	Epworth-Phoenix*	
	Johnsonville *	Hodges-Cokesbury*	
	Howe Springs*	Highway 34*	
	Hannah-Salem Friendfield*	Lower Lake Greenwood*	
	South Lynchess*	Ninety-Six*	
	Lake City*	Northwest Fire Rescue*	
	West Florence Rural*	Troy*	
<b>Georgetown</b>	Murrells Inlet-Garden City*	Ware Shoals*	
	Georgetown*	Callison*	
	Midway*	Tri-County*	
	Georgetown County*	Greenwood*	
<b>Greenville</b>	Donaldson Center*	<b>Hampton</b>	Hampton County Fire Rescue*
	Greenville City*	<b>Horry</b>	Conway*
	Parker District*		Myrtle Beach*
	Glassy Mountain*		North Myrtle Beach*
	Cedar Mountain Fire Rescue*		Surfside Beach*
	Duncan Chapel*		Horry County*
	North Greenville*	<b>Jasper</b>	Jasper County*
	Slater - Marietta*		Ridgeland*
	Tigerville*		Hardeeville*
	Gowensville*	<b>Kershaw</b>	Camden*
	Clear Spring Fire Rescue*		Lugoff*
	River Falls*		Kershaw County*
	Belmont*	<b>Lancaster</b>	Antioch*
	Berea Public Service District*		Bell Town*
	Boiling Springs*		Buford*
	Fountain Inn*		Camp Creek*
	Gantt FS&P*		Van Wyck*
	Greer*		Elgin*
Lake Cunningham*	Flat Creek*		
	Gooches*		

<b>Lancaster</b>	Heath Springs*	<b>McCormick</b>	Modoc Vfd*
	Indian Land*		Sandy Branch Fd*
	Kershaw*		Mccormick Co Emergency Service*
	McDonald Green*	<b>Newberry</b>	Friendly Fd*
	Pleasant Valley*		Prosperity Fd*
	Rich Hill*		Pomaria Rfd*
	Riverside*		Consolidated Fd*
	Shiloh Zion*		Little Mountain Fd*
	Tradesville*		Silverstreet Vfd*
	Unity*		Bush River Fd*
	Lancaster County*		Fairview Vfd*
	Lancaster City*		Chappells Fd*
			St. Philips Fd*
	Newberry Fire Department*		
<b>Laurens</b>	Cross Hill*	<b>Oconee</b>	Cleveland Fire Dept #10*
	Gray Court*		Corinth - Shiloh Fire Dept #3*
	Greenpond		Crossroads Fire Dept*
	Hickory Tavern*		Fairplay Fire Dept #8*
	Joanna*		Friendship Fire Dept #12*
	Mountville		Keowee-Ebenezer Fire Dept #11*
	Renno*		Long Creek Fire Dept #9*
	Sandy Springs*		Mountain Rest Fire Dept #4*
	Western Laurens*		Oakway Fire Dept #1*
	Youngs		Picket Post/Camp Oak Fire Dept*
	Durbin Creek*		Salem Fire Dept #2*
	Station 30*		South Union Fire Dept #15*
	Laurens County*		West Union Vfd #16*
	Clinton*		City Of Seneca Station 1*
Laurens City*	Walhalla Fire Dept #5*		
<b>Lee</b>	Lee County*	Westminster Fd #6*	
<b>Lexington</b>	Columbia Metro Airport*	Keowee*	
	West Columbia*	Oconee County Rural Fire Hq*	
	Batesburg-Leesville*	<b>Orangeburg</b>	Orangeburg City Fire Dept*
	Irmo Fire District*		Cordova Fd*
	Cayce*		Eutawville Vfd*
	Lexington County*		Holly Hill Fd*
<b>Marion</b>	Marion Rural		Jamison Vfd*
	Nichols*		Neeses Fd*
	Britton's Neck*	North Fd*	
	Mullins*	Norway Vfd*	
<b>Marlboro</b>	Blenheim*	Rowesville Fire Dept*	
	Clio Rural*	Santee Fire Service Dist.*	
	McColl*	Springfield Fd*	
	Wallace*		
	Brightsville*		
	Bennettsville*		

<b>Orangeburg</b>	Bowman*	<b>Spartanburg</b>	Drayton*
	Vance*		Glendale Area*
	Wolfton*		Hilltop*
	Branchville*		Landrum*
	Pine Hill*		Mayo*
	Bolentown*		New Prospect*
	Cattle Creek #3*		Pacolet Town*
	West Middle*		UNA*
	Canaan*		Westview - Fairforest*
	Providence*		Whitney*
	Edisto*		Poplar Springs*
	Four Holes*		Tyger River*
	Sawyerdale*		North Spartanburg*
	Elloree*		Pelham - Batesville*
<b>Pickens</b>	Dacusville*	<b>Sumter</b>	Sumter City*
	Norris Fire Department*		Sumter County *
	Pumpkintown*	<b>Union</b>	Bonham*
	Six Mile Town*		Monarch*
	Vineyards*		Southside*
	Clemson University*		Cross Keys*
	Easley*		Carlisle*
	Liberty*		Lockhart*
	Pickens City*		Santuc*
	Crosswell*	Union City*	
	Shady Grove*	<b>Williamsburg</b>	Hemingway*
	Pickens*		Williamsburg County*
			Kingstree*
<b>Richland</b>	Columbia*	<b>York</b>	Rock Hill*
<b>Saluda</b>	Circle*		Bethany - Santiago
	Midland*		Bethel*
	Old Town*		Bethesda*
	Ridge Spring*		Clover
<b>Spartanburg</b>	Spartanburg City*		Flint Hill*
	Greenville-Spartanburg Jetport*		Fort Mill*
	Boiling Springs*		Hickory Grove*
	Cherokee Springs*		Lesslie*
	Chesnee*		Newport*
	Converse Area*		Oakdale*
	Sharon*		
	Smyrna		
	Riverview*		
	Tega Cay*		
	City of York*		
	York County+		



South Carolina State Fire thanks the fire departments who continue to import data into the national database for their contributions.

**Disclaimer :**

Information presented in this report originates from the fire department which created and submitted incident data; South Carolina State Fire takes no responsibility for the accuracy of said data. Reports marked as "invalid" by the United States Fire Administration have not been included in this final report (approximately 1% of incidents submitted into the system). "No activity" months have been included in the fire department's monthly count totals. Primary incidents are those which have "no aid" or "aid recieved" marked in the report.