

VISIT:

<https://osfm.ltr.sc.gov/>



Welcome to OSFM

Terms of Use Policy

Click here to read the **Terms & Conditions**.

This System is the property of South Carolina State Government, and may be accessed only by authorized Users and as described by the Acceptable Use Acknowledgement, Privacy Statement, and other documents included by reference in the Terms and Conditions link. Use of this System is subject to non-disclosure, security and confidentiality requirements, not limited to those included by reference in the Terms and Conditions link. Unauthorized use of this System is strictly prohibited and may be subject to criminal prosecution. All activity and communication on this System may be monitored, recorded, and subject to audit. Access or use of this System by any person, whether authorized or unauthorized, constitutes consent to these terms.

I ACCEPT the above statement

Login

Login ID

Password:

Login

Show Password

[Forgot Login ID](#)

[Forgot Password](#)

[First Time Users Register Here](#)

First Time Users click here

Type the code....Click Continue

SOUTH CAROLINA STATE FIRE

WELCOME TO OSFM

Register New User

Type the code from the image and click continue. Image code at the bottom is not case sensitive.

3 X 9 V X

Generate New Image

Continue **Cancel Registration**

Sprinkler Contractor- Select Burglar Alarm, Fire Alarm, Fire Sprinklers for Board and fill out remaining information in entirety, including creating a login, Click Register



SOUTH CAROLINA
STATE FIRE

User Registration

Do you hold a license in any of the following? Select 'None' if you do not hold a License. Select any one License type if you hold multiple of these Licenses.

Select Board:

Burglar Alarm, Fire Alarm & Fire Sprinklers ▼

Select License Type:

FIRE SPRINKLER EXTRA QUALIFYING PARTY ▼

Enter the Corresponding SC LLR license number:

13102




Find License

Clear

Cancel Registration

NUMBER ONLY

Check Email for Temporary password

 Reply  Reply All  Forward




Tue 6/29/2021 3:17 AM

DoNotReply

South Carolina Office of State Fire Marshal - Information Management System - Account Created

To UAT DBSysgrpah

 This message was sent with High importance.

An account has been created for you to log in to the South Carolina Office of State Fire Marshal - Information Management System.

Login ID: SWEEKS

Temporary Password: **g4F9YiJm76**

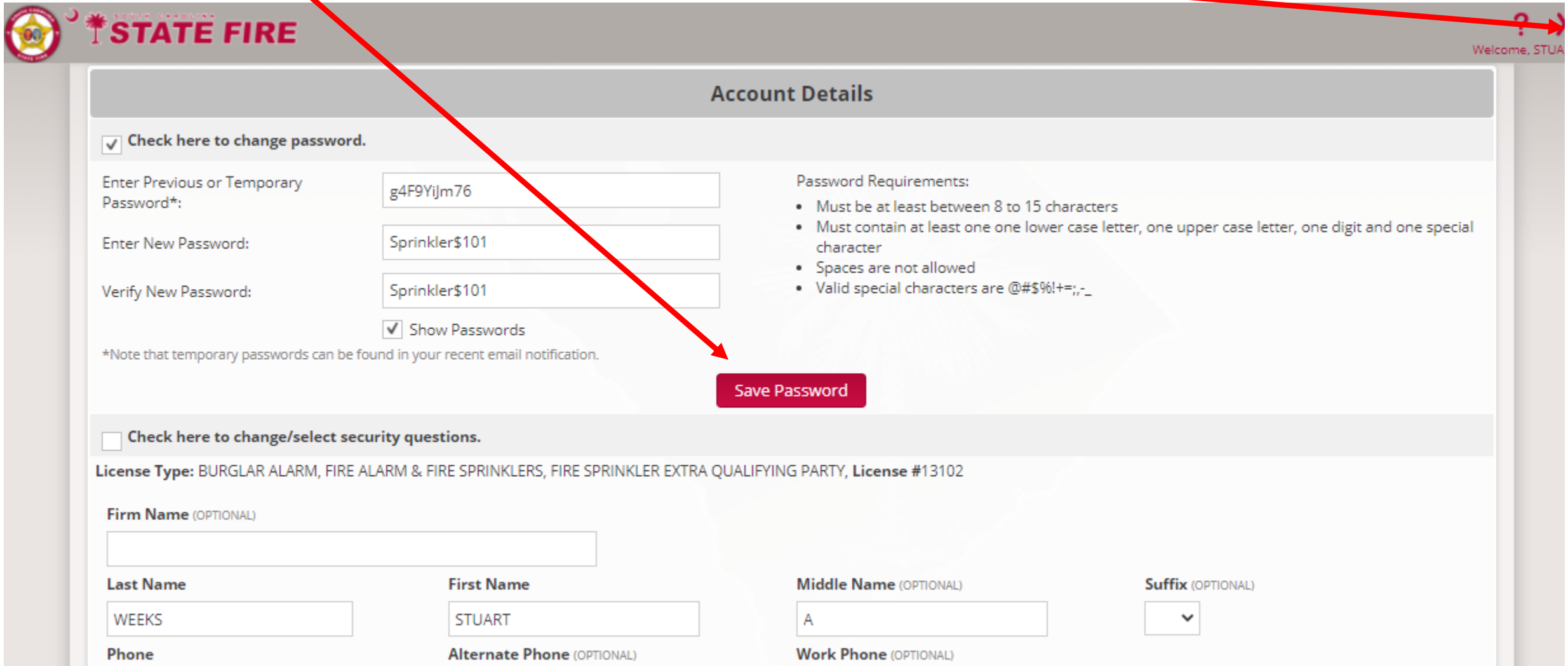
[Click here to go to South Carolina Office of State Fire Marshal - Information Management System](#)

Please do not reply to this email as it is automatically generated. If you have questions or concerns please contact customer service by email at donotreply@llr.sc.gov or by phone at (803) 896-9800.

Autogenerated by SC OSFM server.

This e-mail transmission may contain information that is proprietary, privileged and/or confidential and is intended exclusively for the person(s) to whom it is addressed. Any use, copying, retention or disclosure by any person other than the intended recipient or the intended recipient's designee is strictly prohibited. If you have received this message in error, please notify the sender immediately by return e-mail and delete all copies.

Return to <https://osfm.ltr.sc.gov/> and login with temporary password, change password, click Save Password and then click Home



The screenshot shows the 'Account Details' page for a user. At the top left is the 'STATE FIRE' logo. At the top right, it says 'Welcome, STUA'. The main heading is 'Account Details'. Below this, there is a section for changing the password. A red arrow from the text above points to the 'Save Password' button. The form includes a checkbox for 'Check here to change password.' which is checked. There are three input fields: 'Enter Previous or Temporary Password*' with the value 'g4F9Yijm76', 'Enter New Password:' with 'Sprinkler\$101', and 'Verify New Password:' with 'Sprinkler\$101'. There is also a 'Show Passwords' checkbox which is checked. To the right of the input fields are 'Password Requirements:' listed as: Must be at least between 8 to 15 characters, Must contain at least one one lower case letter, one upper case letter, one digit and one special character, Spaces are not allowed, and Valid special characters are @\$%!+=,;,-_ . Below the password change section is another checkbox for 'Check here to change/select security questions.' which is unchecked. Underneath, it shows 'License Type: BURGLAR ALARM, FIRE ALARM & FIRE SPRINKLERS, FIRE SPRINKLER EXTRA QUALIFYING PARTY, License #13102'. There are several optional fields: 'Firm Name (OPTIONAL)', 'Last Name' (with 'WEEKS'), 'First Name' (with 'STUART'), 'Middle Name (OPTIONAL)' (with 'A'), 'Suffix (OPTIONAL)' (with a dropdown arrow), 'Phone', 'Alternate Phone (OPTIONAL)', and 'Work Phone (OPTIONAL)'.

STATE FIRE

Welcome, STUA

Account Details

Check here to change password.

Enter Previous or Temporary Password*:

Enter New Password:

Verify New Password:

Show Passwords

*Note that temporary passwords can be found in your recent email notification.

Save Password

Check here to change/select security questions.

License Type: BURGLAR ALARM, FIRE ALARM & FIRE SPRINKLERS, FIRE SPRINKLER EXTRA QUALIFYING PARTY, License #13102

Firm Name (OPTIONAL)

Last Name: First Name: Middle Name (OPTIONAL): Suffix (OPTIONAL):

Phone: Alternate Phone (OPTIONAL): Work Phone (OPTIONAL):

Owner or Qualifying Party of each company create a new organization (Only one Organization is needed for each company)



STUART A WEEKS

This screen is displaying records for the Entity shown above. You can submit Applications as an Individual or as part of an Organization. If you are associated with an Organization, you will be able to share or manage Applications with other Users from your Organization. If your Organization has already been created by another User, please contact that User to add you to the Organization.

Click on the Create New Record link in the Section to start a New Application.

i Plan Review

Create New Record

i Permits

Create New Record

i Create New Organization

i Manage Account Details

i View Notifications

Fill out organization in entirety, select private organization. Click submit and make default for dashboard.



Organization

Organization Name

American Fire Protection Inc

Physical Address:

Enter the Street Address and then ZIP Code to look up City and State:

Street Address

720 Worley Rd

ZIP Code

29609

County

GREENVILLE

City

GREENVILLE

State

SC

Mailing address same as above.

Phone #

(864)250-2001

Alt. Phone # (OPTIONAL)

() - -

Fax # (OPTIONAL)

() - -

Contact Person

Stuart Weeks

Organization Email

uat@llr.sc.gov

Organization Type

PRIVATE

Submit

Clear

Home

Company Admin can enter and manage all associated credentialed staff under personnel tab that have created individual user ID's. Adding them gives staff the ability to request plan reviews, receive notifications, access reports, etc

The screenshot shows the administrative interface for the South Carolina State Fire system. At the top left is the South Carolina State Fire logo. At the top right are navigation icons for home, help, and logout, with the text "Welcome, STUART". The main header displays "AMERICAN FIRE PROTECTION INC". Below this is an information icon and a paragraph explaining the screen's purpose: "This screen is displaying records for the Entity shown above. If you wish to switch to another Entity, select the respective Entity from the list below to view data related to that entity. You can submit Applications as an Individual or as part of an Organization. If you are associated with an Organization, you will be able to share or manage Applications with other Users from your Organization. If your Organization has already been created by another User, please contact that User to add you to the Organization." To the right of this text is a "Selected Entity:" dropdown menu currently set to "AMERICAN FIRE PROTECTION INC" and a checkbox labeled "Set as Default Dashboard Entity" which is checked. Below this is a blue link: "Click on the Create New Record link in the Section to start a New Application." A list of menu items follows, each with an information icon and a "Create New Record" button: "Plan Review", "Permits", "Create New Organization", "Manage Organization", "Manage Account Details", and "View Notifications". A red arrow points from the top text to the "Manage Organization" link. At the bottom center is the copyright notice: "Copyright © 2021 DBSysgraph, Inc."

Click Personnel and add login, last name, first name to add individual to organization and click add after each entry. Click home when complete

SOUTH CAROLINA STATE FIRE

Welcome, STUART (Selected Entity: AMERICAN FIRE PROTECTION INC)

Organization Name: AMERICAN FIRE PROTECTION INC Type: Private Agency

Organization **Personnel**

Personnel Roster

Add all personnel who will share or manage OSFM Applications for your Organization. Enter the Login, Last Name and First Name of the individual and click on the 'Add' button to add the individual to your Roster. Follow this process for all the individuals you wish to add to your roster.

Login: Last Name: First Name:

Check here if you wish to give Admin access to this Individual

Add **Clear**

Total Records: 1

Name	Address	Admin
STUART A WEEKS	27 CRIMSON, TRAVELER'S REST, SC 29690	<input checked="" type="checkbox"/> Delete

< Previous