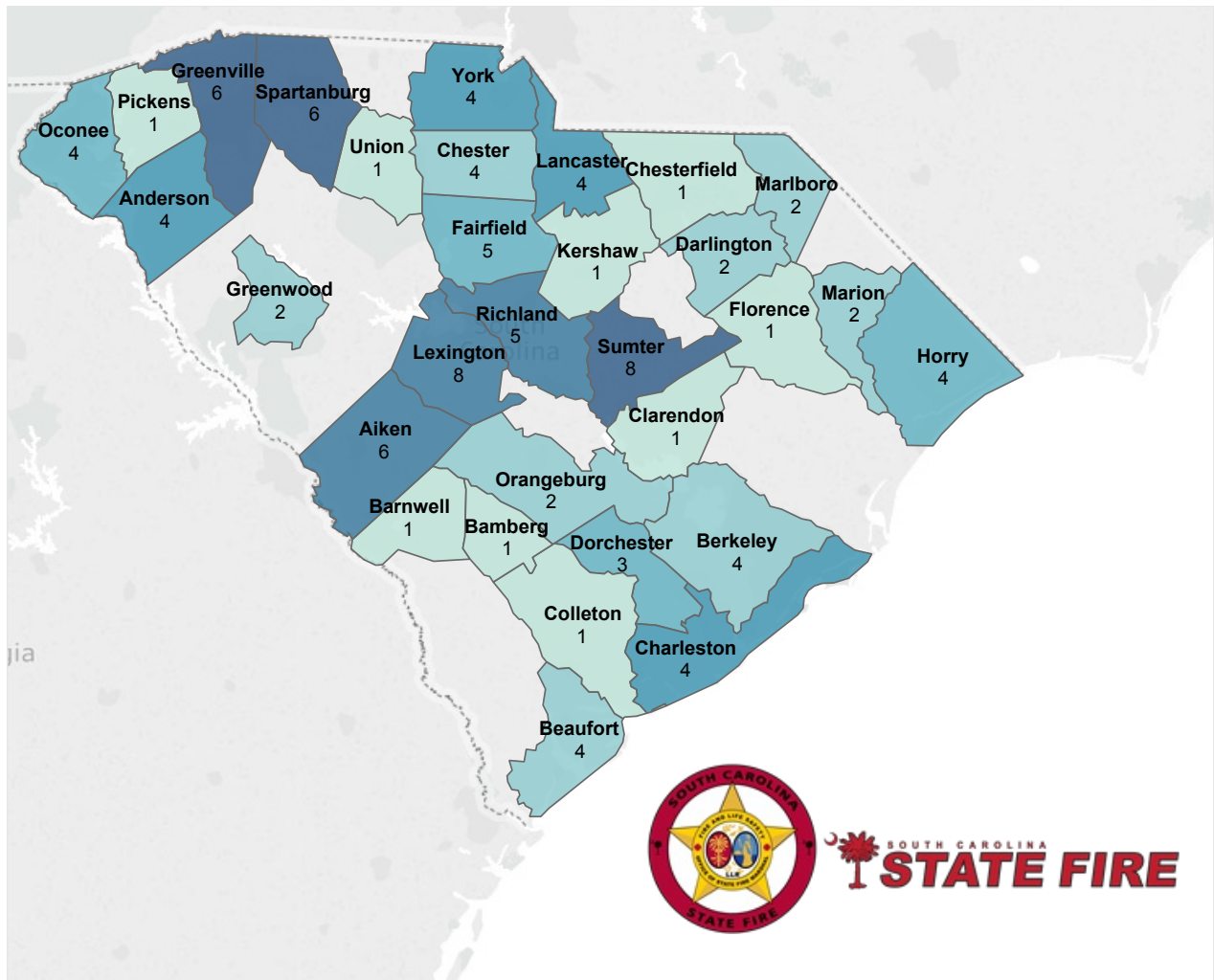


2017 Fire Fatality Summary Report

South Carolina Office of State Fire Marshal
Community Loss Education and Response (CLEAR) Team



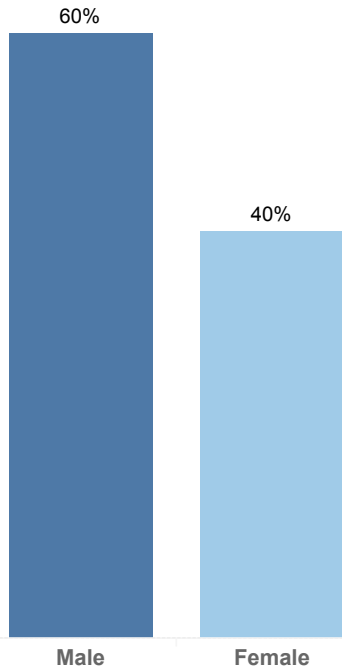
These findings are made possible by the research efforts of the CLEAR Team. In some cases, the percentages may not add up to 100% due to rounding. If you would like more information or outreach ideas based on the findings, please call South Carolina State Fire at (803) 896-9895.

This report version was last updated on April 5, 2018.

Fire Fatality Victim Profile

In 2017, there were 102 deaths from 86 incidents. The victims of fatal fires were reported in 31 of 46 counties, with the most incidents happening in Greenville, Spartanburg, and Sumter counties. Aiken and Lexington counties had a fewer number of incidents but more victims per incident. Most incidents had one victim; however, four incidents had three or more fatalities. Victims were mostly male, and 61 percent were older than the age of 50. White victims accounted for approximately half of all victims, followed by black victims at 39 percent. Victims were typically found in residences, specifically single-family dwellings and mobile homes.

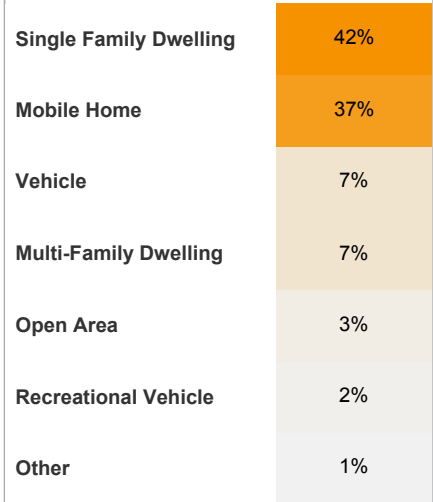
Victim Gender



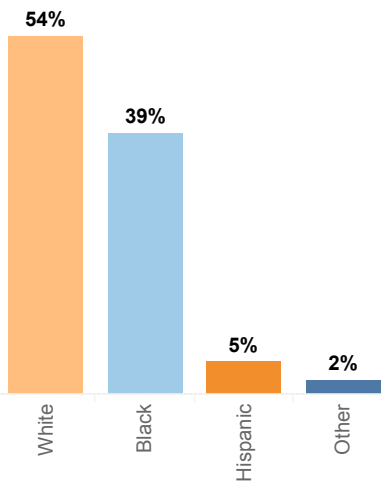
Incidents and Victims per County

| County | Incidents | Victims |
|--------------------|-----------|------------|
| Aiken | 5 | 6 |
| Anderson | 4 | 4 |
| Bamberg | 1 | 1 |
| Barnwell | 1 | 1 |
| Beaufort | 2 | 4 |
| Berkeley | 2 | 4 |
| Charleston | 4 | 4 |
| Chester | 2 | 4 |
| Chesterfield | 1 | 1 |
| Clarendon | 1 | 1 |
| Colleton | 1 | 1 |
| Darlington | 2 | 2 |
| Dorchester | 3 | 3 |
| Fairfield | 3 | 5 |
| Florence | 1 | 1 |
| Greenville | 6 | 6 |
| Greenwood | 2 | 2 |
| Horry | 3 | 4 |
| Kershaw | 1 | 1 |
| Lancaster | 4 | 4 |
| Lexington | 5 | 8 |
| Marion | 2 | 2 |
| Marlboro | 2 | 2 |
| Oconee | 3 | 4 |
| Orangeburg | 2 | 2 |
| Pickens | 1 | 1 |
| Richland | 5 | 5 |
| Spartanburg | 6 | 6 |
| Sumter | 6 | 8 |
| Union | 1 | 1 |
| York | 4 | 4 |
| Grand Total | 86 | 102 |

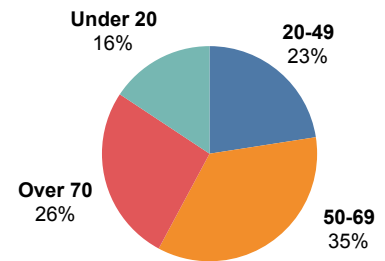
Occupancy Type



Victim Race



Victim Age

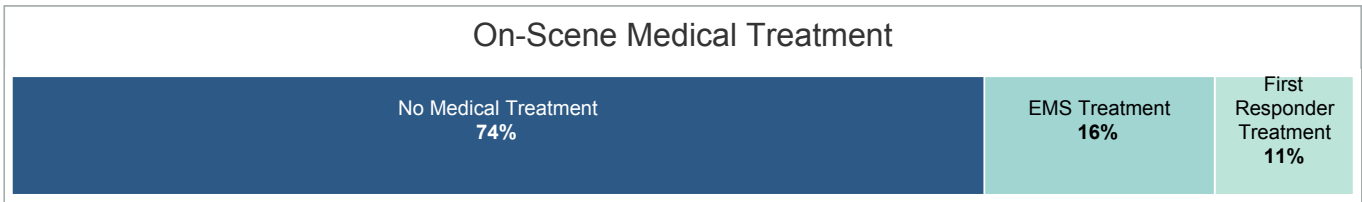
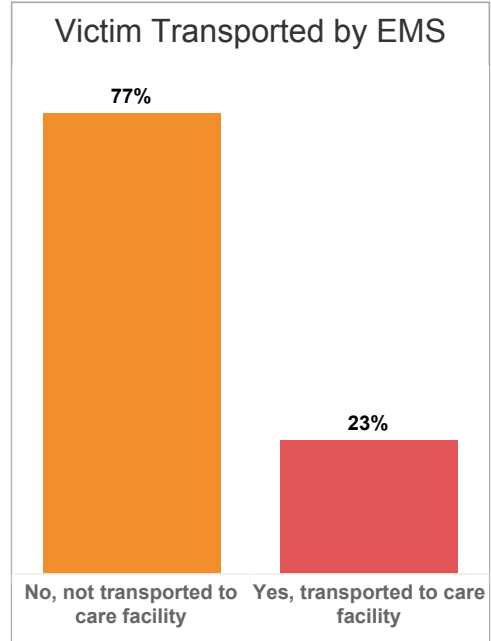
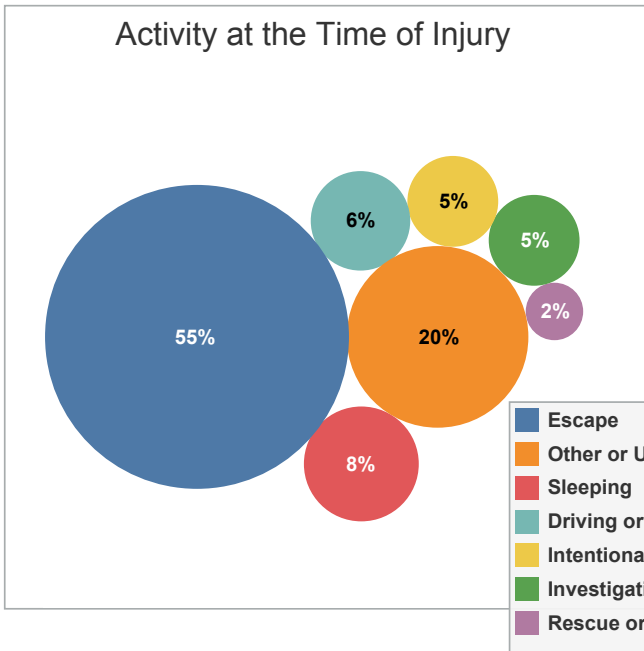


Median Age of Victims = 56

Multiple Fatality Incidents

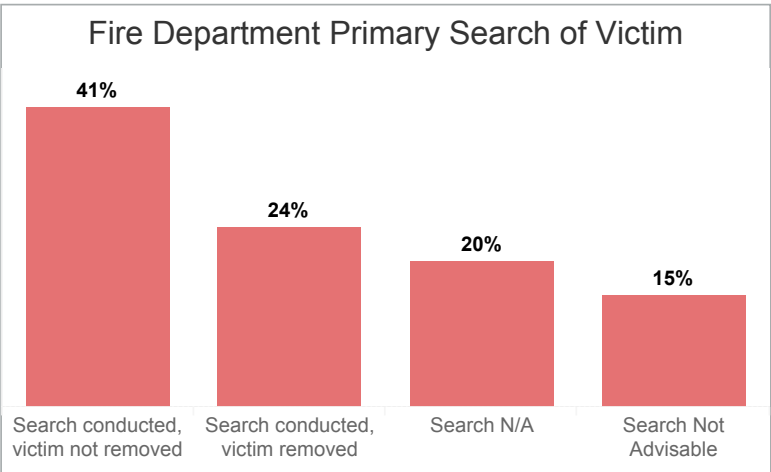
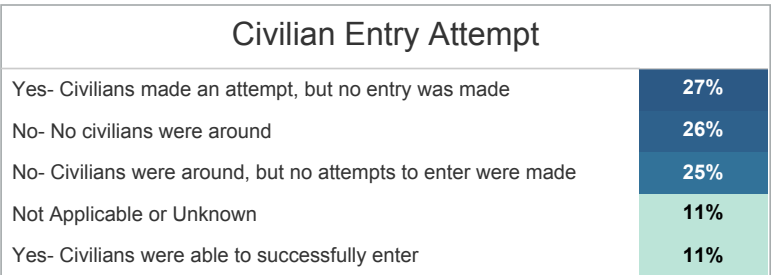


Fire Fatality Victim Profile



Victims were generally found to be attempting escape when they were injured. Fifty-five percent of victims attempted an escape, while only four percent of victims were successful in their attempt. Eight percent did not awaken to an emergency before succumbing. In three out of four cases, the victim was pronounced deceased at the fire scene. In 39 cases (38%), citizens attempted to rescue victims. Prior to fire department arrival, unsafe conditions did not allow for citizens to assist the victim in escaping. In 15 percent of cases, the fire department could not search for the victim due to conditions. Victims were only removed during search and rescue operations in one out of every four fatal fires.

The CLEAR Team was notified about fire fatalities within 24 hours of the death 87 percent of the time, and responded on-scene 55 percent of the time. This allows us to understand more about why some fires are fatal and connect with fire departments and their communities to prevent further tragedies.



Human Factors Profile

Human factors were deemed present in 84 percent of all incidents, with 56 percent of incidents having more than one human factor present. The human factors below account for some of the factors seen in this year's incidents. An inability to be notified of an emergency, an inability to go to a safe area, and risky behaviors can contribute to a person's demise in the event of a fire.

All vehicle-related and open area-related fire fatalities had at least one human factor which contributed to an improper response to the emergency.

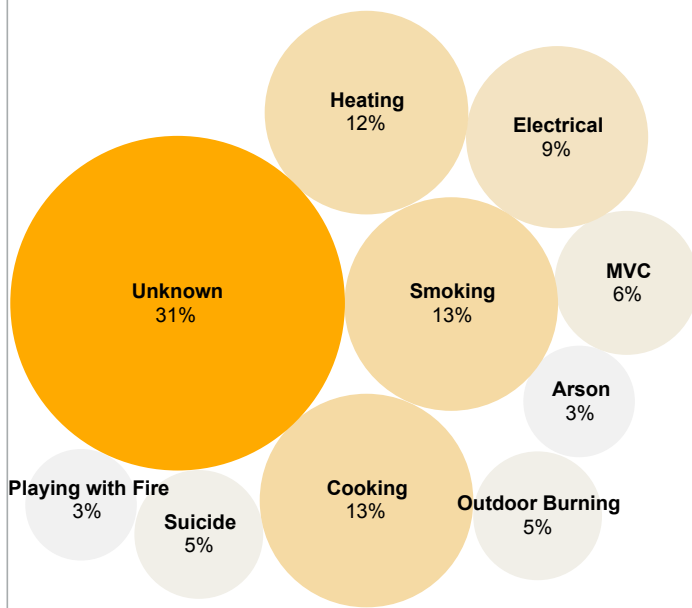
Nine incidents had medical oxygen as a known human factor, and eighty-nine percent of those incidents had smoking as an additional human factor present.



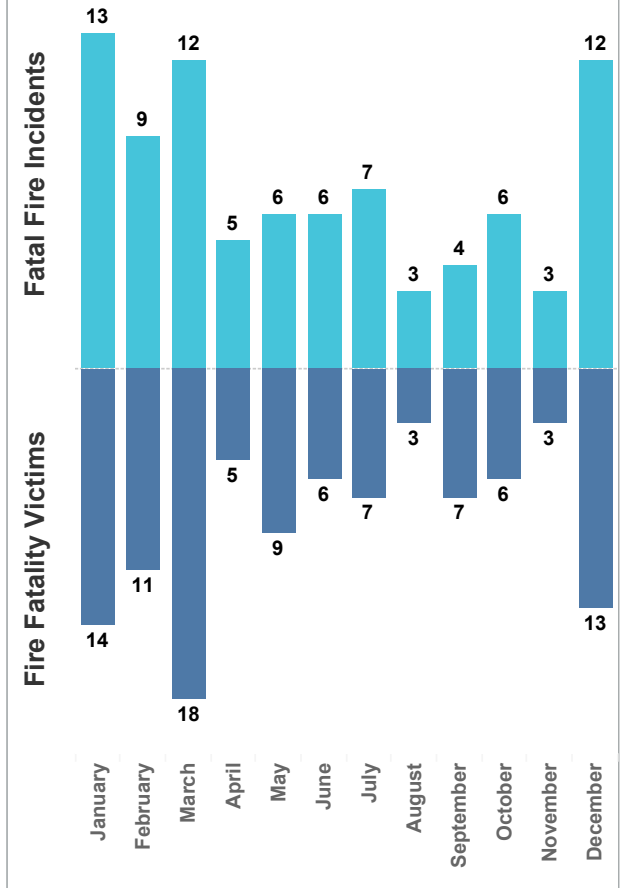
Fatal Incidents Profile

When cause could be determined, fatal incidents were most likely caused by improperly discarded smoking materials, unattended cooking, or malfunctioning or improperly-used heaters. Incidents occurred on all days of the week, with an above average amount of Sunday and Monday. Fatal incidents generally occurred during overnight hours, from 9 p.m. to 6 a.m., and in January, March, and December.

Most Probable Cause of Incidents



Incidents by Month

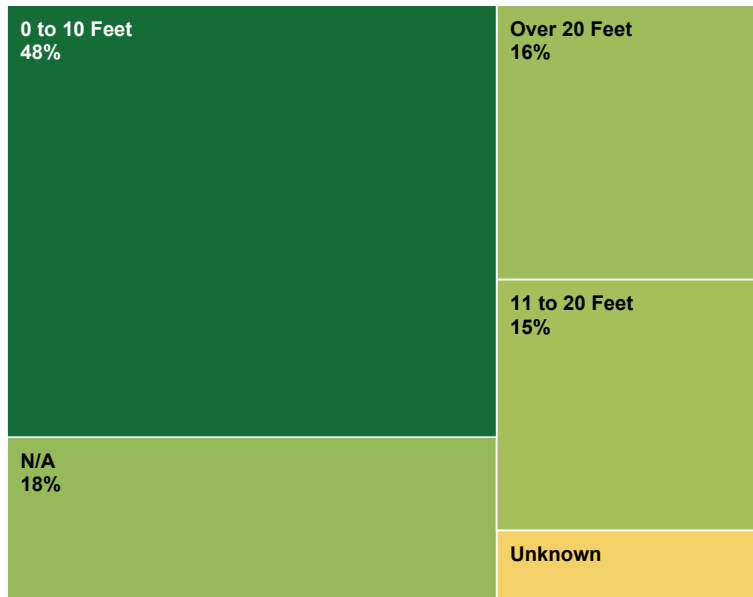


Days and Times of Incidents Occurring

| | Sunday | Monday | Tuesday | Wednesday | Thursday | Friday | Saturday | Grand Total |
|--------------------|-----------|-----------|----------|-----------|-----------|-----------|-----------|-------------|
| 12 AM to 3 AM | 5 | 4 | 2 | 2 | 1 | 1 | | 15 |
| 3 AM to 6 AM | 3 | 1 | | 1 | 1 | 4 | | 10 |
| 6 AM to 9 AM | 2 | 1 | | 1 | 1 | | 2 | 7 |
| 9 AM to 12 PM | 3 | | 1 | 1 | 2 | 2 | 4 | 13 |
| 12 PM to 3 PM | 1 | 2 | 3 | 1 | 2 | | 1 | 10 |
| 3 PM to 6 PM | | 1 | | 1 | 1 | 2 | 3 | 8 |
| 6 PM to 9 PM | 1 | 3 | 1 | 1 | 1 | 2 | 1 | 10 |
| 9 PM to 12 PM | 4 | 2 | 1 | 2 | 2 | 2 | | 13 |
| Grand Total | 19 | 14 | 8 | 10 | 11 | 13 | 11 | 86 |

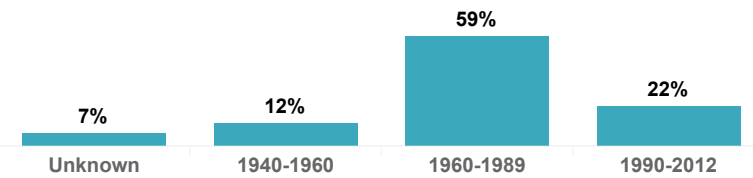
Homes with Fatal Incidents Profile

Victim's Distance from an Egress

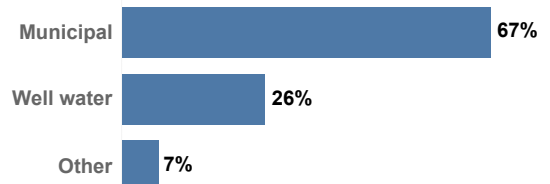


Eighty-five percent of fatal fires occurred in residences. These homes, which are mostly owned, tend to be 30-50 years old, with most being smaller than 1,500 square feet. These homes are often supplied with city or municipal water. Smoke alarms were not always determined to be present, and if they were (38% of the time), they did not necessarily alert the occupants to an emergency. Only in eight percent of fatal fires did an alarm that was present also alerted the occupants. Notification by an alarm saved four occupants in three separate fires. Code and safety issues were present in 59 percent of incidents, with 17 percent of incidents having more than one issue present. 24 percent of the incidents known to not have any smoke alarms.

Age of Homes



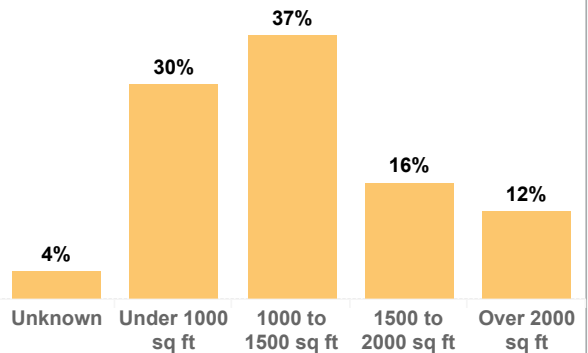
Water Source



Ownership Status of Homes



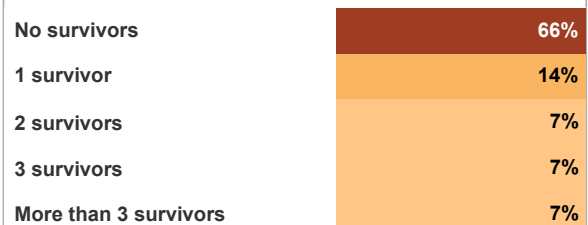
Size of Homes



Known Code & Safety Issues

| | |
|-------------------------------|-----|
| No Smoke Alarms | 24% |
| Blocked Exits | 15% |
| Improper Storage of Materials | 12% |
| Issues with Egress | 12% |
| Trip Hazards | 10% |
| Electrical Risk | 8% |
| No Power to Property | 6% |
| Derelict Conditions | 3% |

Survivors in Fatal Home Incidents



Detailed Fatality Information

Data contained in this report or on this site is collected, compiled, and reported for research and educational purposes only. The contents of any report or data herein is not intended to be used as a definitive conclusion related to a fire's origin and cause or a decedent's manner of death. Therefore, data contained in this report or on this site does not replace nor supersede investigative reports for origin and cause or manner of death.

January

| Incident Date | County | Occupancy | Age | Gender | Race |
|---------------|-------------|------------------------|-----|--------|----------|
| 1/8/17 | Greenville | Single Family Dwelling | 89 | Male | White |
| | Sumter | Single Family Dwelling | 81 | Male | Black |
| 1/11/17 | York | Single Family Dwelling | 73 | Male | Black |
| 1/12/17 | Sumter | Single Family Dwelling | 82 | Female | Black |
| | | | 88 | Female | Black |
| 1/19/17 | Greenville | Open Area | 84 | Male | White |
| 1/20/17 | Spartanburg | Mobile Home | 71 | Male | White |
| 1/27/17 | Dorchester | Single Family Dwelling | 46 | Male | White |
| | Greenville | Single Family Dwelling | 38 | Male | Black |
| | Spartanburg | Single Family Dwelling | 13 | Female | White |
| | | Mobile Home | 75 | Male | White |
| 1/29/17 | Anderson | Vehicle | 36 | Male | Hispanic |
| 1/30/17 | Richland | Multi-Family Dwelling | 80 | Female | White |
| | Union | Mobile Home | 88 | Male | Black |

February

| Incident Date | County | Occupancy | Age | Gender | Race |
|---------------|------------|------------------------|-----|--------|----------|
| 2/4/17 | York | Mobile Home | 63 | Male | White |
| 2/6/17 | Greenville | Recreational Vehicle | 27 | Male | White |
| | Greenwood | Mobile Home | 54 | Male | White |
| 2/10/17 | Chester | Mobile Home | 62 | Female | White |
| | | | | Male | White |
| | Greenville | Mobile Home | 70 | Male | White |
| 2/20/17 | Marlboro | Mobile Home | 70 | Male | White |
| 2/22/17 | Anderson | Single Family Dwelling | 41 | Male | White |
| 2/26/17 | Oconee | Mobile Home | 49 | Male | White |
| | | | 53 | Male | Hispanic |

March

| Incident Date | County | Occupancy | Age | Gender | Race |
|---------------|------------|------------------------|-----|--------|-------|
| 3/2/17 | Berkeley | Mobile Home | 14 | Female | Black |
| | | | 24 | Male | White |
| | | | 44 | Female | Black |
| 3/4/17 | Lancaster | Single Family Dwelling | 56 | Male | Black |
| | Lexington | Single Family Dwelling | 64 | Female | White |
| 3/6/17 | Beaufort | Mobile Home | 53 | Female | White |
| 3/7/17 | Sumter | Open Area | 67 | Female | Black |
| 3/8/17 | Aiken | Single Family Dwelling | 66 | Female | Black |
| 3/16/17 | Darlington | Mobile Home | 61 | Male | White |
| 3/19/17 | Marion | Single Family Dwelling | 84 | Female | Black |
| 3/20/17 | Marion | Mobile Home | 71 | Male | White |
| 3/21/17 | Lexington | Single Family Dwelling | 0 | Male | White |
| | | | 9 | Female | White |
| | | | 34 | Female | White |
| | | | 42 | Male | White |
| 3/25/17 | Chester | Recreational Vehicle | 23 | Male | White |
| | | | 53 | Male | White |
| 3/29/17 | York | Open Area | 71 | Male | White |

April

| Incident Date | County | Occupancy | Age | Gender | Race |
|---------------|-------------|------------------------|-----|--------|-------|
| 4/8/17 | Lancaster | Single Family Dwelling | 57 | Female | White |
| 4/14/17 | Sumter | Single Family Dwelling | 65 | Female | White |
| 4/16/17 | Spartanburg | Vehicle | 43 | Male | Black |
| 4/23/17 | Oconee | Vehicle | 18 | Male | White |
| 4/30/17 | Bamberg | Mobile Home | 58 | Male | White |

May

| Incident Date | County | Occupancy | Age | Gender | Race |
|---------------|-----------|------------------------|-----|--------|----------|
| 5/7/17 | Fairfield | Single Family Dwelling | 6 | Male | Black |
| | | | 8 | Female | Black |
| | | | 29 | Male | Black |
| 5/9/17 | Horry | Mobile Home | 37 | Male | White |
| | | | 62 | Female | White |
| 5/12/17 | Lexington | Mobile Home | 7 | Male | Biracial |
| 5/25/17 | Florence | Mobile Home | 71 | Male | Hispanic |
| 5/27/17 | York | Single Family Dwelling | 57 | Female | White |
| 5/29/17 | Richland | Vehicle | 6 | Female | Black |

June

| Incident Date | County | Occupancy | Age | Gender | Race |
|---------------|--------------|------------------------|-----|--------|-------|
| 6/6/17 | Lexington | Single Family Dwelling | 6 | Female | Black |
| 6/10/17 | Spartanburg | Mobile Home | 57 | Female | White |
| 6/11/17 | Chesterfield | Multi-Family Dwelling | 90 | Male | White |
| 6/19/17 | Aiken | Mobile Home | 54 | Male | White |
| 6/24/17 | Charleston | Mobile Home | 12 | Male | White |
| 6/27/17 | Orangeburg | Single Family Dwelling | 62 | Female | Black |

July

| Incident Date | County | Occupancy | Age | Gender | Race |
|---------------|-------------|------------------------|-----|--------|-------|
| 7/2/17 | Pickens | Single Family Dwelling | 61 | Female | White |
| 7/5/17 | Richland | Single Family Dwelling | 62 | Male | Black |
| 7/6/17 | Charleston | Single Family Dwelling | 2 | Female | Black |
| 7/13/17 | Lexington | Mobile Home | 56 | Male | White |
| 7/21/17 | Marlboro | Other | 73 | Female | Black |
| 7/25/17 | Spartanburg | Multi-Family Dwelling | 43 | Male | White |
| 7/26/17 | Kershaw | Vehicle | 5 | Male | White |

August

| Incident Date | County | Occupancy | Age | Gender | Race |
|---------------|----------|------------------------|-----|--------|----------|
| 8/11/17 | Anderson | Mobile Home | 22 | Male | Black |
| 8/14/17 | Horry | Mobile Home | 70 | Female | Hispanic |
| 8/16/17 | Anderson | Single Family Dwelling | 74 | Male | White |

September

| Incident Date | County | Occupancy | Age | Gender | Race |
|---------------|----------|------------------------|-----|--------|-------|
| 9/2/17 | Barnwell | Mobile Home | 56 | Female | White |
| 9/8/17 | Beaufort | Mobile Home | 4 | Female | Black |
| | | | 10 | Male | Black |
| | | | 23 | Male | Black |
| 9/30/17 | Aiken | Single Family Dwelling | 38 | Female | White |
| | | | 69 | Male | White |
| | Berkeley | Single Family Dwelling | 68 | Male | Black |

October

| Incident Date | County | Occupancy | Age | Gender | Race |
|---------------|------------|------------------------|-----|--------|-------|
| 10/4/17 | Aiken | Mobile Home | 47 | Female | Black |
| 10/8/17 | Charleston | Multi-Family Dwelling | 53 | Male | Black |
| | Richland | Single Family Dwelling | 61 | Female | White |
| | Sumter | Mobile Home | 67 | Male | Black |
| 10/15/17 | Lancaster | Single Family Dwelling | 33 | Male | Black |
| 10/30/17 | Orangeburg | Single Family Dwelling | 86 | Male | Black |

November

| Incident Date | County | Occupancy | Age | Gender | Race |
|---------------|------------|------------------------|-----|--------|----------|
| 11/14/17 | Greenville | Mobile Home | 56 | Female | Hispanic |
| 11/27/17 | Lancaster | Single Family Dwelling | 83 | Female | White |
| 11/30/17 | Clarendon | Single Family Dwelling | 70 | Female | Black |

December

| Incident Date | County | Occupancy | Age | Gender | Race |
|---------------|------------|------------------------|-----|--------|-------|
| 12/4/17 | Darlington | Single Family Dwelling | 1 | Female | Black |
| 12/5/17 | Charleston | Single Family Dwelling | 84 | Female | Asian |
| 12/7/17 | Richland | Multi-Family Dwelling | 58 | Male | Black |
| 12/8/17 | Greenwood | Vehicle | 45 | Female | White |
| 12/11/17 | Dorchester | Single Family Dwelling | 68 | Male | Black |
| 12/13/17 | Colleton | Mobile Home | 71 | Female | White |
| | Dorchester | Mobile Home | 29 | Male | Black |
| 12/17/17 | Aiken | Single Family Dwelling | 50 | Male | White |
| | Fairfield | Single Family Dwelling | 74 | Male | Black |
| | Horry | Multi-Family Dwelling | 64 | Male | White |
| 12/28/17 | Fairfield | Mobile Home | 55 | Female | White |
| | Sumter | Single Family Dwelling | 68 | Female | Black |
| | | | 71 | Male | Black |