

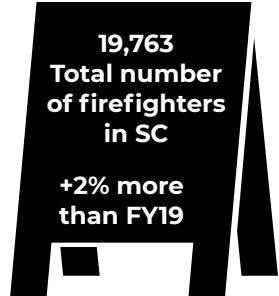
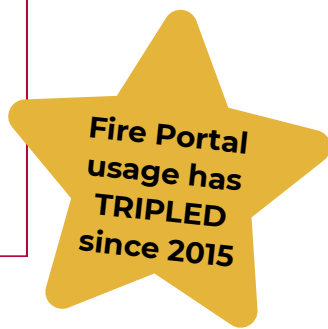
This SC State Fire Annual Report Review provides a "snapshot" of our accomplishments and achievements for Fiscal Year 2020.

We adapted to a "new normal" brought on by the COVID-19 public health emergency. Despite the challenges, the Division of Fire and Life Safety remained open for business. However, the way we conducted business changed to provide the safest environment possible for staff and customers.

Fire Portal

The Fire Portal is a useful tool for our customers. Two recent improvements allow a fire chief to view any outstanding invoices and make payments online.

Fire Portal Usage	
FY	Individual Users
2020	15,135
2015	5,100



Social Media

To increase exposure, showcase multiple accounts, and share real-time news, we utilize two types of social media platforms - Twitter and Facebook. To build a community of dedicated followers, these accounts highlight job openings, current events, course offerings, and safety tips. During the eight-week recruit school, they also showcase weekly training photographs and videos.

facebook

@SCStateFire Followers: 8,511 (+20% more than FY19)

- Most Popular Posts:**
- July 11, 2019 - SC's efforts supporting LA preparing for Tropical Storm Barry. This post was shared more than **170** times and reached more than **30,000** users.
 - Recruit graduation videos are always popular. The Sept. 27 and Dec. 16 graduation videos reached nearly **15,000** each.

@SCFireAcademy Followers: 1,413 (+45%)

- Most Popular Post:**
- March 23, 2019 - Showcased Bluffton FD in-house recruit FLAG class photos. This post reached more than **7,000** users.

@FireSafeSC Followers: 2,495 (+51%)

- Most Popular Post:**
- Jan. 7, 2020 - Highlighted Gov. McMaster's proclamation declaring Jan. 20-26, 2020 as "Community Risk Reduction Week." This post reached **8,257** users.



twitter

@SCStateFire Followers: 3,206 (+14%)

- Most Popular Post:**
- July 3, 2019 - Shared fireworks safety tips. This post reached more than **10,000** users.



State Fire & Our Fire Service

One Percent Fund

To receive this one percent tax collected from fire insurance premiums, fire departments must submit quarterly inspection reports and their Annual Fire Equipment Certificate to State Fire.

Local Inspections

Total: 55,085 (across the state)
Violations Discovered: 61,930



Fire Equipment Certificates

Total: \$880 Million

<u>Top 3 Equipment Types</u>	<u>Total Number</u>	<u>Total Estimated Value</u>
Ariel/Ladder/Platform	267	\$160 Million
Engine (Structural)	1923	\$474 Million
Tanker/Tender	626	\$89 Million



Volunteer Strategic Assistance and Fire Equipment (V-SAFE)



This grant program assists volunteer and combination fire departments with firefighting and safety-related equipment purchases. The 2019 grant cycle had:


<u>Total Requests</u>	<u>Total Amount Requested</u>	<u>Total Awards</u>	<u>Total Amount Rewarded</u>
151	\$3.9M	50	\$1,346,113.42

Community Risk Reduction

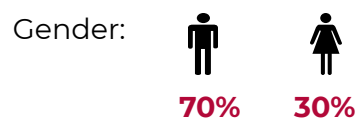
Fire Fatalities/CLEAR Team

The following statistics represent FY20:

Fire Fatalities: **84*** Fatal Fires: **76** Multiple Fatalities: **8** Deadliest Month: **February 2020 - 12 Deaths**



Average Age of Victims: **54**



**One victim from FY20 has yet to be positively identified.*

Fire Safe South Carolina

The first annual Fire Safe South Carolina Community awards were presented to more than **50** fire departments. These departments held **1,500** CRR events, educated more than **250,000** citizens, and engaged **344** community partners. Find the complete list of departments [here](#).

Community Risk Reduction

Smoke Alarm Program

In partnership with the American Red Cross, **51,714** smoke alarms have been installed in homes across SC, since 2015. In FY20, our statistics show:



2,762

homes made safer



9,507

smoke alarms installed



99

deaf/hard of hearing alarms installed



544

alarm batteries replaced

Additionally, in FY20, the smoke alarm program:

- Received **6,739** smoke, **414** combination, **1,101** carbon monoxide, and **162** deaf/hard of hearing alarms.
- Dispersed to **100** different local fire departments: **3,248** smoke, **584** carbon monoxide, **24** combination, and **207** deaf/hard of hearing alarms.

Code Enforcement

The COVID-19 pandemic caused an **18%** decrease in face-to-face inspections. Thus, the average number of inspections completed per deputy also decreased. Virtual inspections were added in June 2020 to meet customer needs.

<u>Average Inspections per Deputy</u>	<u>Inspections Completed</u>	<u>Total Violations Cited</u>
579	3,878	8,686

SC Fire Academy

The Academy provided **353** days of on campus and regional training. The Columbia campus was open **212** days (down from 269 due to COVID-19).

<u>Programs Requested</u>	<u>Programs Completed</u>	<u>Pre-registered Students</u>	<u>Successful Students</u>
2,515	1,806	27,910	19,051

Training

Regional staff attended **378** fire department meetings, trained **1,011** high school students in **33** schools, and supported **24** recruit schools with **340** graduates.

Resident staff provided **435** programs for **5,227** students.

97 EMS courses offered



886 students successfully completed

Facilities (Maintenance/Cafeteria/Retail)



286 requests completed



19,057 meals served



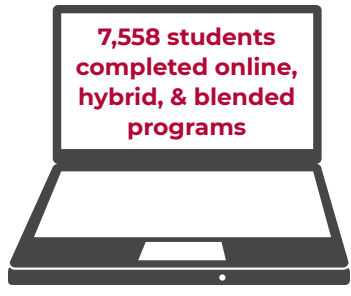
\$24,750.91 retail sales

SC Fire Academy

Production

The Academy printed **13,487** documents at a cost of **\$34,293.54** with a savings of **\$42,706.69** (compared to the SCDC print shop).

In June, staff introduced Live Instructor Led Virtual training for the 2153-ICS-300. Additional offers are coming in FY21.



Accreditation/Testing/Certification



Emergency Response

SC-Task Force I



<u>Total Activities</u>	<u>Average Man Hours (per event)</u>	<u>Total Team Members</u>
83	193	133

SC-Helicopter Aquatic Rescue Team (HART)



1st HART Academy
Aug. 12-16, 2019



HART completed **four** rescues waterfall **(2)** & night time **(2)**

Firefighter Mobilization

Firefighter Mobilization completed **six** mobilizations and a response to Hurricane Dorian. These mobilizations included large fires, wide area searches, tornado responses, and flash flood events.



Palmetto Incident Support Team (IST)

Palmetto IST completed its first ever deployment to Baton Rouge, LA sending **five** members in response to Hurricane Barry. The first in-state team **(20+ members)** participated in a deployment in response to Hurricane Dorian.